

JHK

T-SHIRT

 **LAURUS**
REKLÁMAJÁNDÉK
Sokoldalú. Egyedi.

CATALOGUE
2026

JHK 2026

Growing with you

En **JHK** we believe that success is built through consistency, innovation, and constant attention to those who place their trust in us. That's why every year we expand our catalogue with new garments, colours, and fabrics, adapting to the needs of our customers and the trends of a constantly evolving market.




















Our priority is to offer you a complete and versatile collection, capable of meeting any project: from promotional clothing to workwear or casual style. All our garments share the same values that have accompanied us from the beginning: **quality, comfort, and reliability**.

We work every day to improve, incorporating more sustainable processes, more responsible materials, and solutions that make the work of those who choose **JHK** easier. Because we understand that behind every T-shirt, sweatshirt, or polo, there is a story, a brand, and a purpose.

The **JHK 2026 Catalogue** reflects our evolution and our commitment to you: to keep growing, innovating, and always offering the best of who we are.



Iconography

	BOX: Number of garments per box.
	BAG: Number of garments per bag.
	NON-REMOVABLE LABEL: The label cannot be removed without unstitching.*
	SCREEN PRINTING: Gament suitable for screen printing.
	SUBLIMATION: Garment suitable to sublimate.
	DIGITAL PRINTING: Garment suitable for printing.
	HEAT TRANSFER: Garment suitable for textile transfer.
	EMBROIDERY: Garment suitable for embroidery.
	WLT: White Long Tee, prepared for dying.
	DTF: “Direct to Film”. A digital printing technique that allows designs to be printed onto a special film and then transferred to fabrics using heat and pressure.
	WITH CUFF: Garment with a cuff on the sleeve.
	WRINKLE-RESISTANT: Garment with wrinkle-resistant treatment.
	ANTIBACTERIAL: Garment with antibacterial treatment.
	SOFT TOUCH: Garment with a soft feel.
	ADULT: For women and men.
	DRYING 180°: Possibility of drying 180°.
	RECYCLED: Recycled material.
	KIDS: Colour available for children.
	HALF MOON: Additional fabric sewn on the back in a half moon to makeprinting easier.

*All our products have removable labels except those marked with this icon.

Testing is recommended before handling large quantities to ensure that the machine settings are appropriate.

Valid characteristics except for errors and omissions. **JHK** reserves the right to modify the characteristics of its products without prior notice. These data are for information purposes only. They do not represent a contract of sale.

Index

Iconography.....04

Novelties.....06

Collections:

JT Line 08

Regular Line 18

 School 66

 Special WLT (White Long Tee / Prepared for dyeing) 70

 Curves Line 72

 Sublimation 74

Workwear Line 76

Winter Line 112

Urban Line 170

Sport Line 194

Underwear Line 208


Color Card 214

Product directory 216

Special Productions 226

Novelties 2026





The perfect choice for
large events and promotions:
big impact without
sacrificing quality



JT 150

REF: JT150

Men´s short sleeve T-shirt. Tubular fit.
Double needle stitching in sleeves and bottom hem for extra durability.
Shoulder-to-shoulder taping.

COMPOSITION: 100% Cotton.

AS: 98% Cotton / 2% Viscose.

GM: 85% Cotton / 15% Viscose.

COLORS: 25.

SIZES: From XS to 5XL.



	XS	S	M	L	XL	XXL	3XL	4XL	5XL	
A/B	46/68	48/70	51/72	54/74	57/76	60/78	64/80	68/82	72/84	120

XS / 3XL			
NEW			
GF	BU	PK	PU
SK	AZ	AQ	MG
LM	BG	FG	SA

WH	AS	GM	BK
SY	OR	RD	CA
FU	TU	RB	NY
KG			

4XL / 5XL			
WH	GM	BK	RD
RB	NY		

25
Colors



S / 3XL

WH

GM

BK

RD

CA

SK

RB

NY

KG

BG



JT Polo

REF: JTPOLO

Men’s short sleeve polo shirt. Piqué fabric. Side vents. Two-button placket with bottom. 1X1 rib on collar.

COMPOSITION: 100% Cotton.
GM: 85% Cotton / 15% Viscose.
WEIGHT: 180 g/m² approx.
COLORS: 10.
SIZES: From S to 3XL.



	S	M	L	XL	XXL	3XL	
	47/68	51/70	53/72	55/74	59/76	63/80	50

S / XXL

WH

GF

BK

RD

TU

RB

NY

FLUOR

SYF

ORF

LMF



JT Sport

REF: JTSPORT

High Performance Unisex T-shirt. Side-seamed.
COMPOSITION: 100% Recycled polyester.
WEIGHT: 130 g/m² approx.
COLORS: 10.
SIZES: From S to XXL.



	S	M	L	XL	XXL	
	50/66	52/68	54/70	56/72	58/77	50

XS / 3XL

NEW

SLGF

SY

ORCA

PK

PVSK

PB

MO

MG

KG

BG

BT

WH

AY

GM

BK

RD

RB

NY



JT Sweatshirt CR

REF: JTSWCR

Unisex sweatshirt. Double needle collar, cuffs and waistband for extra durability. Self-fabric cuffs and waistband.

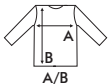

COMPOSITION: 60% Cotton / 40% Polyester.
GM: 61% Cotton / 31% Polyester / 8% Viscose.

WEIGHT: 260-265 g/m² approx.

COLORS: 21.

SIZES: From XS to 3XL.



	XS	S	M	L	XL	XXL	3XL	
	51/63	54/66	57/69	60/72	63/76	66/78	70/81	25



JT Kangaroo

REF: JTSWKNG

Unisex sweatshirt. Dyed-to-match drawcord. Self-fabric cuffs and waistband. Pouch pocket for extra carry.

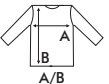

COMPOSITION: 60% Cotton / 40% Polyester.
GM: 61% Cotton / 31% Polyester / 8% Viscose.

WEIGHT: 260-265 g/m² approx.

COLORS: 21.

SIZES: From XS to 3XL.



	XS	S	M	L	XL	XXL	3XL	
	50/67	52/68	54/69	56/70	58/71	60/72	62/74	25

XS / 3XL

NEW

SLGF

SY

ORCA

PK

PVSK

PB

MO

MG

KG

BG

BT

WH

AY

GM

BK

RD

RB

NY

S / XXL

WH

GF

BK

OR

RD

TU

RB

NY

LM

BG



JT Softshell Vest

REF: JTSOFTVEST

Two-layer vest. Full-length zipper.
Chest pocket and side pockets with zippers.
Matching inner fleece lining with adjustable drawcords.

COMPOSITION:

Outer layer: 94% polyester – 6% elastane.

Inner layer: 100% polyester.

WEIGHT: 270 g/m² approx.

COLORS: 10.

SIZES: From S to XXL.



	S	M	L	XL	XXL	
	53/70	55/72	57/74	59/76	61/78	
A/B						15

S / 4XL

WH

GF

BK

OR

RD

TU

RB

NY

LM

BG



JT Softshell Jacket

REF: JTSOFTJACK

Two-layer jacket. Full-length zipper.
Chest pocket and side pockets with zippers.
Matching inner fleece lining with adjustable drawcords.

COMPOSITION:

Outer layer: 94% polyester – 6% elastane.

Inner layer: 100% polyester.

WEIGHT: 270 g/m² approx.

COLORS: 10.

SIZES: From S to 4XL.



	S	M	L	XL	XXL	3XL	4XL	
	54/68	57/69	60/71	63/73	66/75	70/77	74/78	
A/B								15



new



REGULAR

Line

Quality and reliability for
everyday use: essentials
that work for everything
and everyone



Regular T-Shirt Man

REF: TSRA150

Men´s short sleeve T-shirt. Tubular fit. CM and Fluor side-seamed. Double needle stitching in sleeves and bottom hem for extra durability. Shoulder-to-shoulder taping. 1X1 rib on collar.

COMPOSITION: 100% Preshrunk cotton.

AS: 98% Cotton / 2% Viscose.

GM: 85% Cotton / 15% Viscose.

Fluor: 100% Polyester.

Heather: 65% Polyester / 35% Cotton.

DNH: 60% Cotton / 40% Polyester.

WEIGHT: 155 g/m² approx.

COLORS: 90.

SIZES: From XS to 5XL.



	XS	S	M	L	XL	XXL	3XL	
	48/68	51/70	53/72	56/74	58/76	61/78	66/82	
	4XL	5XL						
	68/84	72/88	50					



XS / XXL					
NEW					
WG	YW	OD	SG	MXG	IV
DS	BRD				

WH	AS	SL	GM	ZC	GF	BK
LY	SY	LEY	MU	APR	PH	TG
OR	BC	WR	RD	CR	AN	BU
CA	PK	PV	AL	FU	RP	PKG
ML	DP	LP	LV	VI	PU	SK
TU	AQM	AZ	AQ	RB	KB	PB
SB	DN	NY	IB	MO	TE	MG
PT	LM	KG	TP	BG	AG	FG
KH	CM	OC	BT	LS	SA	AR
WA	MM	BR	CH			

HEATHER						
CHCH	MUH	BUH	LVH	TUH	DNH	BGH

NEON			
LYN	ORN	PKN	SKN

FLUOR (Cotton Like)			
SYF	ORF	FUF	LMF

3XL						
WH	GM	GF	BK	SY	OR	RD
TU	RB	DN	NY	LM	KG	BG

4XL / 5XL						
WH	GM	BK	SY	OR	RD	RB
NY	BG					



PAG.22
REF: TSRLCMF



PAG.54
REF: TSRK150

KIDS



90
Colors

Regular Comfort Lady

REF: TSRLCMF

Women´s fitted short sleeve T-shirt. Side-seamed.
Double needle stitching in sleeves and bottom hem for extra durability.

COMPOSITION: 100% Cotton.

GM: 85% Cotton / 15% Viscose.

Flúor: 100% Polyester.

Heather: 65% Polyester / 35% Cotton.

DNH: 60% Cotton / 40% Polyester.

WEIGHT: 145-150 g/m² approx.

COLORS: 40.

SIZES: From S to XXL.



	S	M	L	XL	XXL	
	42/63	44/65	46/67	48/69	50/71	

S / XXL

WH

GM

BK

SY

APR

OR

RD

AN

BU

CA

PK

PV

AL

FU

RP

DP

PU

SK

TU

AZ

AQ

RB

NY

MO

MG

KG

LM

BG

CM

BT

CH

HEATHER

CHCH

MUH

BUH

LVH

TUH

DNH

BGH

FLUOR (Cotton Like)

SYF

FUF

40
Colors



PAG.20
REF: TSRA150

PAG.54
REF: TSRK150
KIDS

PAG.73
REF: CURVS150

25

Colors



Super-T

REF: TS150ST

Men´s short sleeve T-shirt. Double needle stitching in collar, sleeves and bottom hem for extra durability. Tubular fit. Shoulder-to-shoulder taping. 1X1 rib on collar.

COMPOSITION: 100% Carded cotton.

AS: 98% Cotton / 2% Viscose.



GM: 85% Cotton / 15% Viscose.

WEIGHT: 150 g/m² approx.

COLORS: 25.

SIZES: From S to 5XL.



	S	M	L	XL	XXL	3XL	4XL	5XL	
	48/69	51/70	53/73	56/75	59/77	61/79	66/82	68/84	120

S / 3XL



4XL / 5XL



S / 3XL

WH

BK

RD

RB

NY



Regular Organic T-Shirt

REF: TSR160ORG

Men´s short sleeve T-shirt. Tubular fit. Double needle stitching in sleeves and bottom hem for extra durability. Shoulder-to-shoulder taping. 1X1 rib on collar.

COMPOSITION: 100% Organic cotton.

WEIGHT: 160 g/m² approx.

COLORS: 5.

SIZES: From S to 3XL.



	S	M	L	XL	XXL	3XL	
A/B	48/68	51/70	53/72	56/74	58/76	61/78	100

S / 3XL

WH



Regular Digital Print

REF: TSR160DGP

Men´s short sleeve T-shirt. Tubular fit. Double needle stitching in sleeves and bottom hem for extra durability. Shoulder-to-shoulder taping. 1X1 rib on collar.

COMPOSITION: 100% Combed cotton.

WEIGHT: 160 g/m² approx.

COLORS: 1.

SIZES: From S to 3XL.



	S	M	L	XL	XXL	3XL	
A/B	48/68	51/70	53/72	56/74	58/76	61/78	100



S / 3XL

WH

AS

GM

GF

BK

SY

OR

RD

BU

RB

NY

BG

Regular Combed T-shirt

REF: TSR160COMB

Men´s short sleeve T-shirt. Double needle stitching in sleeves and bottom hem for extra durability. Tubular fit. Shoulder-to-shoulder taping. 1X1 rib on collar.

COMPOSITION: 100% Combed cotton.

AS: 98% Cotton / 2% Viscose.

GM: 85% Cotton / 15% Viscose.

WEIGHT: 160 g/m² approx.

COLORS: 12.

SIZES: From S to 3XL.



	S	M	L	XL	XXL	3XL	
A/B	48/68	51/70	53/72	56/74	58/76	61/78	100

Regular Premium T-Shirt Lady

REF: TSRLPRM

Women´s fitted short sleeve T-shirt. Side-seamed. Single jersey.
Double needle stitching in sleeves and bottom hem for extra durability.

COMPOSITION: 100% Preshrunk cotton.



GM: 85% Cotton / 15% Viscose.

WEIGHT: 170 g/m² approx.

COLORS: 12.

SIZES: From S to 3XL.



	S	M	L	XL	XXL	3XL	
	42/62	44/63	46/64	48/66	50/68	52/70	
PFD	44/66	46/68	48/70	50/72	52/74	54/76	

S / 3XL

NEW

PV

MO

BT

WH

GM

BK

RD

FU

RB

NY

KG

PFD

Prepared for dyeing.

12
Colors





12

Colors

Regular Hit T-Shirt

REF: TSRA170

Men´s short sleeve T-shirt. Tubular fit. Shoulder-to-shoulder taping. Double needle stitching in sleeves and bottom hem for extra durability. 1X1 rib on collar.

COMPOSITION: 100% Preshrunk cotton.

AS: 98% Cotton / 2% Viscose.





GM: 85% Cotton / 15% Viscose.

WEIGHT: 170 g/m² approx.

COLORS: 12.

SIZES: From XS to 5XL.



 A/B	XS	S	M	L	XL	XXL	3XL	 100
	48/68	51/70	53/72	56/74	58/76	61/78	66/82	
	4XL	5XL	 50					
	68/84	72/88						

XS / 3XL

WH

AS

GM

GF

BK

SY

OR

RD

CA

RB

NY

BG

4XL / 5XL

WH

GM

BK

RD

RB

NY

BG



Regular Premium T-Shirt

REF: TSRA190

Men´s short sleeve T-shirt. Tubular fit. PFD side-seamed. Double needle stitching in sleeves and bottom hem for extra durability. Shoulder-to-shoulder taping. 1X1 rib on collar.

COMPOSITION: 100% Preshrunk cotton.

AS: 98% Cotton / 2% Viscose.




GM: 85% Cotton / 15% Viscose.

WEIGHT: 185-190 g/m² approx.

COLORS: 60.

SIZES: From XS to 5XL.




	XS	S	M	L	XL	XXL	3XL	
	48/68	51/70	53/72	56/74	58/76	61/78	66/82	
PFD	47/67	50/70	53/73	56/76	59/79	63/82	66/85	
	4XL	5XL						
	68/84	72/88						



XS / XXL		
NEW		
YW	TG	CR
AN	AQM	PB
TE	IV	OC

WH	AS	SL
GM	ZC	GF
BK	LY	SY
MU	PH	OR
BC	WR	RD
BU	CA	PK
PV	AL	FU
RP	LV	PU
SK	TU	AZ
AQ	RB	SB
DN	NY	IB
PG	MO	MG
PT	LM	KG
TP	BG	AG
FG	KH	BT
LS	SA	AR
BR	CH	

3XL / 4XL / 5XL		
WH	GM	BK
SY	RD	RB
NY	BG	

 Prepared for dyeing. Sizes XS to 3XL.

 **PAG.57**
REF: TSRK190

60
Colors



S / XXL

WH

GM

BK

RD

RB

NY

KH

PAG.58
REF: TSRK150LS
KIDS



Regular Comfort LS Lady

REF: TSRLCMFLS

Woman´s long sleeve T-shirt. Single jersey.
Double needle stitching in sleeves and bottom hem for extra durability.

COMPOSITION: 100% Preshrunk cotton.

GM: 85% Cotton / 15% Viscose.

WEIGHT: 145 g/m² approx.

COLORS: 7.

SIZES: From S to XXL.



	S	M	L	XL	XXL	
	42/63	44/65	46/67	48/69	50/71	50

XS / 5XL

NEW

OR

CA

BT

WH

GM

BK

SY

WR

RD

RB

NY

KH

CH

PAG.58
REF: TSRA150LS
KIDS



Regular LS T-Shirt

REF: TSRA150LS

Men´s long sleeve T-shirt. Shoulder-to-shoulder taping. 1X1 rib on collar.
Double needle stitching in sleeves and bottom hem for extra durability.

COMPOSITION: 100% Preshrunk cotton.

GM: 85% Cotton / 15% Viscose.

WEIGHT: 155 g/m² approx.

COLORS: 13.

SIZES: From XS to 5XL.



	XS	S	M	L	XL	XXL	3XL		4XL	5XL	
	48/68	51/70	53/72	56/74	58/76	61/78	66/82	50	68/84	72/88	25

S / XXL

WH

GM

BK

RD

RB

NY



Regular Premium LS Lady

REF: TSRLPRMLS

Women´s long sleeve T-shirt with cuffs. Tubular fit. Shoulder-to-shoulder taping. Double needle stitching in bottom hem for extra durability.

COMPOSITION: 100% Preshrunk cotton.

GM: 85% Cotton / 15% Viscose.

WEIGHT: 170 g/m² approx.

COLORS: 6.

SIZES: From S to XXL.



	S	M	L	XL	XXL	
	42/63	44/65	46/67	48/69	50/71	50

XS / 3XL

NEW

YW

OR

CA

BT

WH

GM

BK

RD

RB

NY



Regular Hit T-Shirt LS

REF: TSRA170LS

Men´s long sleeve T-shirt with cuffs. Shoulder-to-shoulder taping. 1X1 rib on collar. Tubular fit. Double needle stitching in bottom hem for extra durability.

COMPOSITION: 100% Preshrunk cotton.

GM: 85% Cotton / 15% Viscose.

WEIGHT: 170 g/m² approx.

COLORS: 10.

SIZES: From XS to 3XL.



	XS	S	M	L	XL	XXL	3XL	
	48/68	51/70	53/72	56/74	58/76	61/78	66/82	50

Regular Polo Man

REF: PORA210

Men’s short sleeve polo shirt. Piqué fabric.
Buttons in the same color as the garment.
Two-button placket with bottom box-stitch reinforcement.
1X1 rib on collar and cuffs. Side vents.

COMPOSITION: 100% Preshrunk combed cotton.

AS: 98% Cotton / 2% Viscose.




GM: 85% Cotton / 15% Viscose.

WEIGHT: 210 g/m².

COLORS: 63 (Wash y Contrast included).

SIZES: From XS to 5XL.



	XS	S	M	L	XL	XXL	3XL	
	47/68	51/70	53/72	55/74	59/76	63/80	65/82	
	4XL	5XL						
	67/84	71/86		25				



XS / XXL

NEW

SL

YW

SB

MM

WH

AS

GM

ZC

GF

BK

LY

SY

MU

PH

CO

OR

WR

RD

BU

PK

PV

FU

DP

LV

PU

SK

TU

AQM

AZ

RB

PB

NY

PG

MO

MG

LM

KG

BG

FG

KH

OC

BT

SA

CH

3XL

WH

GM

BK

RD

SK

RB

NY

4XL / 5XL

WH

GM

BK

RD

RB

NY

 **PAG.44**
REF: POPL200

 **PAG.64**
REF: PKID210
KIDS



44

Colors

Wash

REF: PORA210

Men’s short sleeve polo shirt. Piqué fabric.
Buttons in the same color as the garment.
Two-button placket with bottom box-stitch reinforcement.
1X1 rib on collar and cuffs. Side vents.

COMPOSITION: 100% Preshrunk combed cotton.
WEIGHT: 210 g/m².
COLORS: 5.
SIZES: From XS to 3XL.



	XS	S	M	L	XL	XXL	3XL	
	47/68	51/70	53/72	55/74	59/76	63/80	65/82	

❗ Each WASH polo is “unique”. Polo of the same color can have different shades as they are tinted with natural pigments and that is what makes them unique. For this reason, we recommend washing the garment separately, since each wash may lose color and acquire that aged tone.



Contrast

REF: PORA210

Men’s short sleeve polo shirt. Piqué fabric.
Buttons in the same color as the garment.
Two-button placket with bottom box-stitch reinforcement.
1X1 rib on collar and cuffs. Side vents.

COMPOSITION: 100% Preshrunk combed cotton.
GM: 85% Cotton / 15% Viscose.
WEIGHT: 210 g/m².
COLORS: 14.
SIZES: From XS to 3XL.



	XS	S	M	L	XL	XXL	3XL	
	47/68	51/70	53/72	55/74	59/76	63/80	65/82	



Polo Premium

REF: PORA240

Men´s short sleeve polo shirt. Pique fabric.
Buttons in the same color as the garment.
Two-button placket with bottom box - stitch reinforcement.
Includes two spare buttons. 1X1 rib on collar and cuffs. Side vents.
Two labels, one removable and one with the size.

COMPOSITION: 100% Preshrunk combed cotton.
GM: 85% Cotton / 15% Viscose.
WEIGHT: 240 g/m² approx.
COLORS: 15.
SIZES: From XS to 3XL.

XS / 3XL

NEW

PV

DP

PB

MO

BT

WH

GM

BK

OR

RD

BU

RB

SB

NY

KH



	XS	S	M	L	XL	XXL	3XL	
A/B	47/68	51/70	53/72	55/74	59/76	63/80	65/82	50

15
Colors



Regular Polo Lady

REF: POPL200

Woman’s fitted short sleeve polo shirt. Piqué fabric.
Buttons in the same color as the garment.
Three-button placket with bottom box-stitch reinforcement.
1X1 rib on collar and cuffs. Side vents.

COMPOSITION: 100% Preshrunk combed cotton.

AS: 98% Cotton / 2% Viscose.

GM: 85% Cotton / 15% Viscose.

WEIGHT: 200 g/m².

COLORS: 38 (Contrast included).

SIZES: From S to 3XL.



	S	M	L	XL	XXL	3XL	
	42/61	44/63	46/65	48/67	50/69	54/73	

S / XXL

WH

AS

GM

GF

BK

LY

SY

MU

OR

RD

BU

PK

PV

AL

FU

RP

DP

LV

PU

SK

TU

RB

PB

NY

MO

MG

LM

KG

BG

KH

OC

BT

SA

CH

3XL

WH

GM

BK

RD

RB

NY

S / XXL

GM/WH

BK/WH

RD/WH

NY/WH

38
Colors





Regular Polo LS Lady

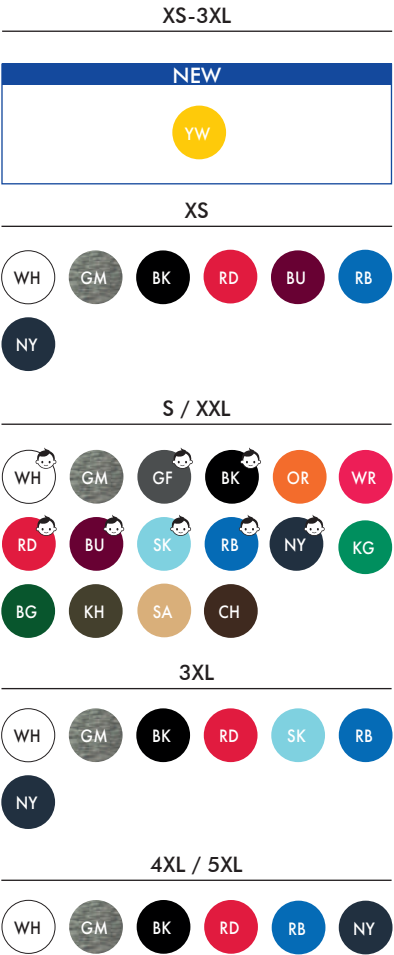
REF: POPL200LS

Woman’s fitted long sleeve polo shirt. Piqué fabric. Three-button placket with bottom box-stitch reinforcement. Side vents. Buttons in the same color as the garment.

COMPOSITION: 100% Preshrunk combed cotton.
GM: 85% Cotton / 15% Viscose.
WEIGHT: 200 g/m².
COLORS: 10.
SIZES: From XS to 3XL.



	XS	S	M	L	XL	XXL	3XL	
	40/59	42/61	44/63	46/65	48/67	50/69	54/73	



Regular Polo LS Man

REF: PORA210LS

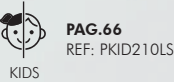
Men’s long sleeve polo shirt. Piqué fabric. Buttons in the same color as the garment. Side vents. Two-button placket with bottom box-stitch reinforcement.

COMPOSITION: 100% Preshrunk combed cotton.
GM: 85% Cotton / 15% Viscose.
WEIGHT: 210 g/m².
COLORS: 17.
SIZES: From XS to 5XL.



	XS	S	M	L	XL	XXL	
	47/68	51/70	53/72	55/74	59/76	63/80	

	3XL	4XL	5XL	
	65/82	67/84	71/86	



Body Baby

REF: TSRBBODY

Baby´s short sleeve body.
Snap fasteners in shoulder and bottom hem.
1X1 rib on collar.

COMPOSITION: 100% Cotton.



GM: 85% Cotton / 15% Viscose.

WEIGHT: 170 g/m².

COLORS: 15.

SIZES: From 3M to 18M.



	3M	6M	9M	12M	18M	
	20/38	22/40	24/42	26/44	28/46	
A/B						50

3M / 18M

NEW

PV

MO

BT

WA

WH

GM

BK

LY

OR

RD

PK

AL

SK

RB

NY



3M / 18M

WH

GM

BK

PK

SK



Body LS Baby

REF: TSRBBODYLS

Baby´s long sleeve body. 1X1 rib on collar.
Snap fasteners in shoulder and bottom hem.

COMPOSITION: 100% Cotton.

GM: 85% Cotton / 15% Viscose.

WEIGHT: 170 g/m².

COLORS: 5.

SIZES: From 3M to 18M.



	3M	6M	9M	12M	18M	
A/B	20/38	22/40	24/42	26/44	28/46	50

3M / 18M

WH

GM

BK

PK

SK



Playsuit Baby

REF: TSRBSUIT

Baby playsuit. 1X1 rib on collar.
Snap fasteners in shoulder and bottom hem.

COMPOSITION: 100% Cotton.

GM: 85% Cotton / 15% Viscose.

WEIGHT: 170 g/m².

COLORS: 5.

SIZES: From 3M to 18M.



	3M	6M	9M	12M	18M	
A/B	23/41	24/44	25/46	26/48	28/50	50



3M / 18M

WH

GM

BK

LY

OR

RD

PK

AL

SK

RB

NY

Single Jersey Body Baby

REF: TSRBODY150

Baby´s short sleeve body. Single jersey.
Snap fasteners in shoulder and bottom hem.

COMPOSITION: 100% Cotton.

GM: 85% Cotton / 15% Viscose.

WEIGHT: 145 g/m².

COLORS: 11.

SIZES: From 3M to 18M.



	3M	6M	9M	12M	18M	
A/B	20/38	22/40	24/42	26/44	28/46	50

T-Shirt Baby

REF: TSRB150

Baby´s short sleeve T-shirt. Side-seamed.
Shoulder-to-shoulder taping. 1X1 rib on collar.
2 shoulder buttons in size 0.



COMPOSITION: 100% Preshrunk cotton.
GM: 85% Cotton / 15% Viscose.

WEIGHT: 155 g/m².

COLORS: 21.

SIZES: From 0 to 2.



	0	1	2	
	23/34	25/35	30/37	

0 / 2

NEW

PV

MO

BT

WA

WH

GM

BK

LY

SY

OR

RD

PK

AL

FU

PU

SK

TU

RB

NY

PT

LM



21
Colors

T-Shirt Kid

REF: TSRK150

Kid’s short sleeve T-shirt. Side-seamed. 1X1 rib on collar.
Double needle stitching in sleeves and bottom hemfor extra durability.
Shoulder-to-shoulder taping.

COMPOSITION: 100% Preshrunk cotton.

AS: 98% Cotton / 2% Viscose.

GM: 85% Cotton / 15% Viscose.

WEIGHT: 155 g/m² approx.

COLORS: 50.

SIZES: From 3/4 to 12/14.



	3/4	5/6	7/8	9/11	12/14	
	32/44	35/49	38/52	41/58	43/61	
A/B						100

3/4 - 12/14						
NEW						
SL	PV	LV	AQ	PB	TP	MO
WA	BT	FUF	SYF	ORF	LMF	
WH	AS	GM	GF	BK	LY	SY
MU	PH	OR	BC	WR	RD	BU
PK	AL	FU	PU	SK	TU	AZ
RB	DN	NY	IB	MG	PT	LM
KG	BG	FG	KH	LS	SA	AR
BR	CH					

50
Colors

♂ **PAG.20**
REF: TSRA150

♀ **PAG.22**
REF: TSRLCMF



25

Colors



Premium T-Shirt Kid

REF: TSRK190

Kid´s short sleeve T-shirt. Side-seamed. 1X rib on collar.
Double needle stitching in sleeves and bottom hem for extra durability.
Shoulder-to-shoulder taping.

COMPOSITION: 100% Preshrunk cotton.

AS: 98% Cotton / 2% Viscose.



GM: 85% Cotton / 15% Viscose.

WEIGHT: 180-185 g/m² approx.

COLORS: 25.

SIZES: From 3/4 to 12/14.



 A B	3/4	5/6	7/8	9/11	12/14	
A/B	32/44	35/49	38/52	41/58	43/61	
PFD	33/45	36/51	39/54	42/60	45/64	50

3/4 - 12/14



 Prepared for dyeing.

 PAG.32
REF: TSRA190



T-Shirt LS Kid

REF: TSRK150LS

Kid’s long sleeve T-shirt. Side-seamed. 1X1 rib on collar.
Double needle stitching in sleeves and bottom hem for extra durability.
Shoulder-to-shoulder taping.

COMPOSITION: 100% Preshrunk cotton.



GM: 85% Cotton / 15% Viscose.

WEIGHT: 155-160 g/m² approx.

COLORS: 12.

SIZES: From 1/2 to 12/14.



	1/2	3/4	5/6	7/8	9/11	12/14	
A/B	29/39	32/44	35/49	38/52	41/58	43/61	100

1/2

WH

BK

RD

RB

NY

3/4 - 12/14

WH

GM

GF

BK

SY

OR

RD

PK


SK

RB

NY

KG

12
Colors

 **PAG.35**
REF: TSRA150LS

 **PAG.34**
REF: TSRLCMFLS



3/4 - 12/14

WH

GM

BK

RD

RB

NY

PAG.185

REF: TSUASTRPM



Strap Kid

REF: TSRKSTRAP

Kid´s tank top. Self-fabric collar.
Double needle stitching in collar, sleeves and bottom hem for extra durability.

COMPOSITION: 100% Preshrunk cotton.
GM: 85% Cotton / 15% Viscose.
WEIGHT: 155 g/m² approx.
COLORS: 6.
SIZES: From 3/4 to 12/14.



<div><div>A</div><div>B</div><div>A/B</div></div>	3/4	5/6	7/8	9/11	12/14	<div><div></div><div>100</div></div>
	32/44	35/49	38/52	41/58	43/61	

3/4 - 12/14

WH

GM

BK

LY

OR

RD

PK

FU

SK

RB

NY

MG

LM



Tonga Kid

REF: TSLKTNG

Kid´s fitted short sleeve T-shirt.
1X1 rib on collar. Single jersey.

COMPOSITION: 100% Cotton.
GM: 85% Cotton / 15% Viscose.
WEIGHT: 155 g/m² approx.
COLORS: 13.
SIZES: From 3/4 to 12/14.



<div><div>A</div><div>B</div><div>A/B</div></div>	3/4	5/6	7/8	9/11	12/14	<div><div></div><div>100</div></div>
	30/42	32/45	34/48	36/51	38/54	

3/4 - 12/14



Baseball Kid

REF: TSUKBSB

Kid's short sleeve T-shirt. Side-seamed.
Contrast color set-in collar and raglan sleeve.

COMPOSITION: 100% Preshrunk cotton.

GM: 85% Cotton / 15% Viscose.

WEIGHT: 155 g/m².

COLORS: 5.

SIZES: From 3/4 to 12/14.



	3/4	5/6	7/8	9/11	12/14	
	32/44	36/47	39/50	43/54	44/63	
A/B						50

3/4 - 12/14

WH



Sea Kid

REF: TSUKSEA

Kid's short sleeve T-shirt. Side vents.
Decorative chain stitches on collar, sleeves and hem.
Sleeves and hem with raw edges.

COMPOSITION: 100% Cotton.

WEIGHT: 155 g/m².

COLORS: 1.

SIZES: From 3/4 to 12/14.



	3/4	5/6	7/8	9/11	12/14	
	32/44	35/49	38/52	41/58	43/61	
A/B						50



3/4 - 12/14



Tuvalu Kid

REF: TSLKTVL

Kid's tank top. 1X1 rib on collar.
2X1 rib back pleat.

COMPOSITION: 100% Cotton.

WEIGHT: 170 g/m² approx.

COLORS: 13.

SIZES: From 3/4 to 12/14.



	3/4	5/6	7/8	9/11	12/14	
	26/42	28/44	30/47	32/50	34/56	
A/B						100

Polo Kid

REF: PKID210

Kid's short sleeve polo shirt. Piqué fabric.
Buttons colour same colour.
Two-button placket with bottom box-stitch reinforcement.
1X1 rib on collar and cuffs. Side vents.

COMPOSITION: 100% Preshrunk combed cotton.

GM: 85% Cotton / 15% Viscose.

WEIGHT: 210 g/m² approx.

COLORS: 29 (Contrast included).

SIZES: From 1/2 to 12/14.



	1/2	3/4	5/6	7/8	9/11	12/14	
	30/39	33/42	37/46	39/51	42/57	44/64	
A/B							100

1/2 - 12/14

NEW

PV

LV

TU

MO

MG

BT

WH

BK

OR

RD

FU

SK

RB

NY

LM

KG

3/4 - 12/14

WH

GM

BK

LY

SY

PH

OR

RD

BU

PK

FU

SK

RB

NY

LM

KG

FG

1/2 - 12/14

WH/NY

RD/WH

BU/WH

RB/WH

NY/WH

BG/WH

29
Colors



♂ **PAG.38**
REF: PORA210

♀ **PAG.44**
REF: POPL200



1/2 - 12/14



Polo School Wear Kid

REF: PKID210SCH

Kid’s short sleeve polo shirt. Piqué fabric.
Two-button placket with bottom box-stitch reinforcement.
1X1 rib on collar and cuffs. Side vents.



COMPOSITION: 65% Polyester / 35% Cotton.

WEIGHT: 210 g/m² approx.

COLORS: 6.

SIZES: From 1/2 to 12/14.



	1/2	3/4	5/6	7/8	9/11	12/14	
	30/39	33/42	37/46	39/51	42/57	44/64	

1/2 - 12/14



 **PAG.47**
REF: PORA210LS

 **PAG.46**
REF: POPL200LS



Polo LS Kid

REF: PKID210LS

Kid’s long sleeve polo shirt. Piqué fabric.
Two-button placket with bottom box-stitch reinforcement.
1X1 rib on collar. Side vents.



COMPOSITION: 100% Preshrunk combed cotton.

WEIGHT: 210 g/m² approx.

COLORS: 9.

SIZES: From 1/2 to 12/14.



	1/2	3/4	5/6	7/8	9/11	12/14	
	30/39	33/42	37/46	39/51	42/57	44/64	





Boston Kid

REF: WKBOSTONK

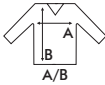
V-neck sweater. Fitted cut.
Ribbed collar, cuffs and hem.
Soft touch.

COMPOSITION: 80% Viscose / 20% Nylon.

WEIGHT: 300 g/m² approx.

COLORS: 4.

SIZES: From 1/2 to 12/14.



1/2	3/4	5/6	7/8	9/11	12/14	
30/38	33/43	36/47	38/50	40/55	46/65	25



1/2 - 12/14

GM BU NY

BG



PAG.110
REF: WKBOSTON



PAG.110
REF: WKBOSTONL



Tokyo Kid

REF: WKTOKYOK

Kid's Tailoring trousers. Waistband closure with a button,
Five belt loops and zipper matching ground colour.
Two seams pockets at front and one back. Two front
pockets and one back pocket. Two vertical pleats below the
waist at the back. Inner button at waist for size adjustment.
Elasticated waistband without button in size 3/4.

COMPOSITION: 98% Cotton / 2% Elastane.

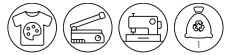
WEIGHT: 280 g/m².

COLORS: 3.

SIZES: From 3/4 to 12/14.



3/4	5/6	7/8	9/11	12/14	
25/58	27/66	29/77	34/89	36/94	25



3/4 - 12/14

CHC NY AR



PAG.104
REF: WKTOKYO



PAG.104
REF: WKTOKYOL



Paris Kid

REF: WKPARISK

Apron unisex for kids. Adjustable neck strap with sliding
plastic buckle. Two waist straps. Large front double pocket.

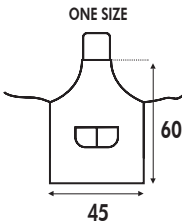
COMPOSITION: 65% Polyester / 35% Cotton.

DNV: 100% Cotton / 220 g/m².

WEIGHT: 180 g/m².

COLORS: 6.

SIZES: One size.



ONE SIZE

WH BK PK

SK DNV LM



PAG.79
REF: WKPARIS

Especially for children's activities or workshops.



Regular Man T-Shirt

REF: TSRA150WLT

XS / 5XL
WLT

T-Shirt 4cm longer, prepared for dyeing.
Polyester yarn. Double needle on collar.
COMPOSITION: 100% Cotton.
WEIGHT: 155 g/m².
COLORS: 1.
SIZES: From XS to 5XL.



	XS	S	M	L	XL	XXL	3XL	4XL	5XL	
A/B	48/72	51/74	53/76	56/78	58/80	61/82	66/86	68/88	72/92	100



Regular Comfort Lady

REF: TSRLCMFWLT

S / XXL
WLT

T-shirt 2cm longer, specially designed for dyeing.
Double stitching on the collar, sleeves and hem.
Seams with polyester thread.
COMPOSITION: 100% Cotton.
WEIGHT: 145 g/m².
COLORS: 1.
SIZES: From S to XXL.



	S	M	L	XL	XXL	
A/B	42/64	44/66	46/68	48/70	52/72	100



T-Shirt Kid

REF: TSRK150WLT

3/4 - 12/14
WLT

T-Shirt 3cm longer, prepared for dyeing.
Polyester yarn. Double needle on collar.
COMPOSITION: 100% Cotton.
WEIGHT: 155 g/m².
COLORS: 1.
SIZES: From 3/4 to 12/14.



	3/4	5/6	7/8	9/11	12/14	
A/B	32/47	35/52	38/55	41/61	43/64	100

S / XL

WH

BK

RD

FU

RB

NY

LM



Curves Polo

REF: CURVSPOLO

Woman’s fitted short sleeve polo shirt. Side vents. Buttons in the same color as the garment. Piqué fabric. Three-button placket with bottom box-stitch reinforcement. 1X1 rib on collar and cuffs.

COMPOSITION: 100% Preshrunk combed cotton.
WEIGHT: 200 g/m².
COLORS: 7.
SIZES: From S to XL.



	S	M	L	XL	
A/B	56/73	58/73	60/75	62/75	50

S / XL

WH

BK



Curves Slub

REF: CURVSSLUB

Woman’s short sleeve T-shirt. Slub fabric. 1X1 ribbed V-neck collar. Bell shaped. Unfinished sleeve and bottom.

COMPOSITION: 100% Slub cotton.
WEIGHT: 120 g/m².
COLORS: 2.
SIZES: From S to XL.



	S	M	L	XL	
A/B	47/68	52/69	56/72	60/74	100



Curves Lady T-Shirt

REF: CURVS150

Women’s fitted short sleeve T-shirt. Double needle stitching in sleeves and bottom hem for extra durability. Side-seamed.

COMPOSITION: 100% Cotton.
GM: 85% Cotton / 15% Viscose.
WEIGHT: 145 g/m² approx.
COLORS: 9.
SIZES: From S to XL.



	S	M	L	XL	
A/B	53/70	56/73	59/74	62/76	100

S - XL

WH

GM

BK

RD

FU

TU

RB

NY

LM

Curves T-Shirt V-Neck

REF: CURVSPICO

Women’s fitted short sleeve T-shirt. Double needle stitching in sleeves and bottom hem for extra durability. Single jersey. V-neck.

COMPOSITION: 100% Cotton.
GM: 85% Cotton / 15% Viscose.
WEIGHT: 145 g/m² approx.
COLORS: 9.
SIZES: From S to XL.



	S	M	L	XL	
A/B	53/70	56/73	59/74	62/76	100

S - XL

WH

GM

BK

RD

FU

TU

RB

NY

LM

XS / 3XL

WHSB

*Also in fluorescent colours **TSRA150** (pag.20)



Man Subli T-Shirt

REF: SBTSMAN

Men’s short sleeve t-shirt.
Double needle stitching in sleeves and bottom hem for extra durability.

COMPOSITION: 100% Polyester.

WEIGHT: 150 g/m².

COLORS: 1.

SIZES: From XS to 3XL.



	XS	S	M	L	XL	XXL	3XL	
	46/66	48/68	51/70	53/72	56/74	58/76	61/78	

S / 3XL

WHSB

*Also in fluorescent colours **TSRLCMF** (pag.22)



Lady Subli Comfort

REF: SBTSLCMF

Women’s short sleeve t-shirt.
Double needle stitching in sleeves and bottom hem for extra durability.

COMPOSITION: 100% Polyester.

WEIGHT: 150 g/m².

COLORS: 1.

SIZES: From S to 3XL.



	S	M	L	XL	XXL	3XL	
	42/60	44/62	46/64	48/66	50/68	52/70	

3/4 - 12/14

WHSB



Kid Subli Unisex T-Shirt

REF: SBTSKID

Kid’s short sleeve t-shirt.
Double needle stitching in sleeves and bottom hem for extra durability.

COMPOSITION: 100% Polyester.

WEIGHT: 150 g/m².

COLORS: 1.

SIZES: From 3/4 to 12/14.



	3/4	5/6	7/8	9/11	12/14	
	32/44	35/49	38/52	41/58	43/61	

Cotton Life





WORKWEAR

Line

Durability and comfort
you can count on: garments
created to support top
professionals



ONE SIZE

WH

ZC

BK

RD

CA

DNV

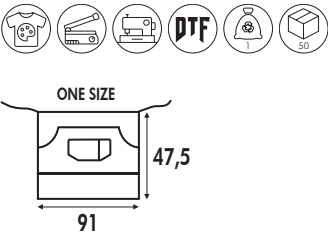
LS



Vienna
REF: WKVIENNA

Adult half apron unisex.
Two back straps to tie.
Kangaroo pocket and 1 pocket with double opening.

COMPOSITION: 65% Polyester / 35% Cotton.
DNV: 100% Cotton / 220 g/m².
WEIGHT: 180 g/m².
COLORS: 7.
SIZES: One size.



ONE SIZE

WH

BK

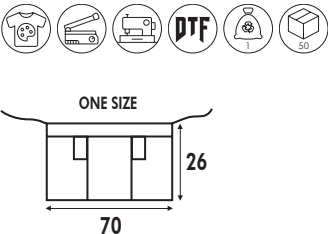
DNV



Venice
REF: WKVENICE

Adult mini apron unisex.
Two back straps to tie.
3 wide pockets and 2 narrow ones.

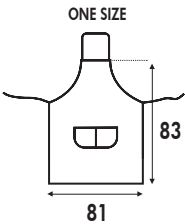
COMPOSITION: 65% Polyester / 35% Cotton.
DNV: 100% Cotton / 220 g/m².
WEIGHT: 180 g/m² approx.
COLORS: 3.
SIZES: One size.



Paris
REF: WKPARIS

Apron unisex for adult.
Adjustable neck strap with sliding plastic buckle.
Two waist straps.
Large front double pocket.

COMPOSITION: 65% Polyester / 35% Cotton.
DNV: 100% Cotton / 220 g/m².
WEIGHT: 180 g/m².
COLORS: 10.
SIZES: One size.



ONE SIZE

WH

ZC

BK

RD

CA

RP

DNV

NY

LM

LS

PAG.69
REF: WKPARISK
KIDS

XS - 3XL

WH

AZ

EM



Oporto

REF: WKOPORTO

Unisex scrub top. V-neck.
Single stitch at sleeve and bottom hems.
One chest pocket, left side.
Two pockets at bottom.
Half moon at back neck. Side slit.

COMPOSITION: 65% Polyester / 35% Cotton.
WEIGHT: 170 g/m².
COLORS: 3.
SIZES: From XS to 3XL.



	XS	S	M	L	XL	XXL	3XL	
A/B	57/72	60/73	63/74	66/75	69/76	72/77	75/78	50

XS - 3XL

WH

AZ

EM



Lisbon

REF: WKLISBON

Unisex scrub bottom trousers.
Elastic waistband with front button and fly zipper closure. Back pocket right side once worn.

COMPOSITION: 65% Polyester / 35% Cotton.
WEIGHT: 170 g/m².
COLORS: 3.
SIZES: From XS to 3XL.



	XS	S	M	L	XL	XXL	3XL	
A/B	46/100	48/102	50/104	52/106	54/108	56/110	58/112	50







Rome

REF: WKROME

Man labcoat. V-neck closure.
Chest pocket at left side once worn and 2 front pockets at bottom.
5 front buttons, matching colour.
Back belt in self fabric.

COMPOSITION: 65% Polyester / 35% Cotton.
WEIGHT: 190 g/m².
COLORS: 3.
SIZES: From S to 3XL.



	S	M	L	XL	XXL	3XL	
A/B	52/98	57/100	62/102	67/104	72/106	77/108	25





Rome Lady

REF: WKROMEL

Lady labcoat. V-neck closure.
Chest pocket at left side once worn and 2 front pockets at bottom.
5 front buttons, matching colour.
Back belt in self fabric.

COMPOSITION: 65% Polyester / 35% Cotton.
WEIGHT: 190 g/m².
COLORS: 3.
SIZES: From XS to XXL.



	XS	S	M	L	XL	XXL	
A/B	47/86	50/88	54/90	58/92	62/94	66/96	25





Polo Worker 210

REF: PORA210WK

Men’s short sleeve polo shirt. Piqué fabric.
Placket with bottom box-stitch reinforcement.
Buttons colour same colour polo shirt.
1X1 rib on collar and cuffs.
Side vents. Two-button placket.

COMPOSITION:
60% Polyester / 40% Cotton.
GM: 85% Cotton / 15% Viscose.
WEIGHT: 210 g/m² approx.
COLORS: 10.
SIZES: From S to 5XL.

S - 3XL

WH

GM

BK

RD

BU

SK

RB

NY

KG

BG

4XL / 5XL




WH

BK

RB

NY



 A/B	S	M	L	XL	XXL	3XL	 50
	52/70	54/72	56/74	60/76	64/82	66/88	
	4XL	5XL	 25				
	72/92	76/96					



Polo Worker Lady

REF: POPL200WK

Lady’s short sleeve polo shirt. Piqué fabric.
Placket with bottom box-stitch reinforcement.
Buttons colour same colour polo shirt.
1X1 rib on collar and cuffs.
Side vents. Three-button placket.

COMPOSITION:
60% Polyester / 40% Cotton.
GM: 85% Cotton / 15% Viscose.
WEIGHT: 200 g/m² approx.
COLORS: 10.
SIZES: From S to 3XL.

S - 3XL

WH

GM

BK

RD

BU

SK



RB

NY

KG

BG



 A/B	S	M	L	XL	XXL	3XL	 50
	42/61	44/63	46/65	48/67	50/69	54/73	

S / 4XL



Oslo

REF: SHAOSLO

Man shirt. Long sleeve shirt. Body fitted.
Buttons colour same colour shirt. Placket in sleeves.
One button placket and one pleat in the sleeve.
Two buttons cuffs.

COMPOSITION: 65% Polyester / 35% Cotton.

COLORS: 2.

SIZES: From S to 4XL.

S / 4XL



Oslo SS

REF: SHAOSLOSS

Man shirt. Short sleeve shirt. Body fitted.
Buttons colour same colour shirt.

COMPOSITION: 65% Polyester / 35% Cotton.

COLORS: 2.

SIZES: From S to 4XL.

	COLLAR SIZE							
	38	39	42	43	46	48	50	
	S	M	L	XL	XXL	3XL	4XL	
A/B	53/79	56/80	58/81	63/82	68/83	73/84	78/85	

XS / 3XL



Oslo Lady

REF: SHLOSLO

Lady shirt. Long sleeve shirt. Body fitted.
Buttons colour same colour shirt. Placket in sleeves.
One button placket and one pleat in the sleeve.
Two buttons cuffs.

COMPOSITION: 65% Polyester / 35% Cotton.

COLORS: 2.

SIZES: From XS to 3XL.

XS / 3XL



Oslo Lady SS

REF: SHLOSLOSS

Lady shirt. Short sleeve shirt. Body fitted.
Buttons colour same colour shirt.

COMPOSITION: 65% Polyester / 35% Cotton.

COLORS: 2.

SIZES: From XS to 3XL.

	COLLAR SIZE							
	34	36	37	38	39	41	42	
	XS	M	L	XL	XXL	3XL	3XL	
A/B	46/63	49/65	52/67	54/68	58/69	62/70	66/71	

Do not use softener as it will remove the treatment.

Oslo Water repellent shirt

S / 4XL

WH BK



Pekin

REF: SHAPEKIN

Man shirt. Long sleeve shirt. Body fitted.
Buttons colour same colour shirt. Placket in sleeves.
One button placket and one pleat in the sleeve.
Two buttons cuffs. Poplin.

COMPOSITION: 65% Polyester / 35% Cotton.

COLORS: 2.

SIZES: From S to 4XL.

S / 4XL

WH BK



Pekin SS

REF: SHAPEKINSS

Man shirt. Short sleeve shirt. Body fitted.
Buttons colour same colour shirt.
Poplin.

COMPOSITION: 65% Polyester / 35% Cotton.

COLORS: 2.

SIZES: From S to 4XL.

COLLAR SIZE	38	39	42	43	46	48	50	
	S	M	L	XL	XXL	3XL	4XL	
A/B	53/79	56/80	58/81	63/82	68/83	73/84	78/85	

XS / 3XL

WH BK



Pekin Lady

REF: SHLPEKIN

Lady shirt. Long sleeve shirt. Body fitted.
Buttons colour same colour shirt. Placket in sleeves.
One button placket and one pleat in the sleeve.
Two buttons cuffs. Poplin.

COMPOSITION: 65% Polyester / 35% Cotton.

COLORS: 2.

SIZES: From XS to 3XL.

XS / 3XL

WH BK



Pekin Lady SS

REF: SHLPEKINSS

Lady shirt. Long and short sleeve. Body fitted.
Buttons colour same colour shirt. Placket in sleeves.
Poplin.

COMPOSITION: 65% Polyester / 35% Cotton.

COLORS: 2.

SIZES: From XS to 3XL.

COLLAR SIZE	34	36	37	38	39	41	42	
	XS	M	L	XL	XXL	3XL	3XL	
A/B	46/63	49/65	52/67	54/68	58/69	62/70	66/71	

Do not use softener as it will remove the treatment.

Pekin
Wrinkle free+antibacterial shirt

S / 4XL

WH

SK

RB

SL

HEATHER

BU

DG

GR

DB



Oxford
REF: SHAOXF

Man Oxford shirt. Long sleeve shirt. Buttons colour same colour shirt. Pocket on the left side and buttons on the neck. Oxford.

COMPOSITION: 60% Cotton / 40% Polyester.
DG/GR/DB: 70% Cotton /30% Polyester.
BU: 68% Rayón /32% Polyester.

COLORS: 8.

SIZES: From S to 4XL.

S / 4XL

WH

SK

RB

SL



Oxford SS
REF: SHAOXFSS

Man Oxford shirt. Short sleeve shirt. Buttons colour same colour shirt. Pocket on the left side and buttons on the neck. Oxford.

COMPOSITION: 60% Cotton / 40% Polyester.

COLORS: 4.

SIZES: From S to 4XL.

	COLLAR SIZE							
	38	39	42	43	46	48	50	
	S	M	L	XL	XXL	3XL	4XL	
	53/79	56/80	58/81	63/82	68/83	73/84	78/85	

XS / 3XL

WH

SK

RB

SL

HEATHER

BU

DG

GR

DB



Oxford Lady
REF: SHLOXF

Lady shirt. Long sleeve shirt. Body fitted. Buttons colour same colour shirt. Oxford.

COMPOSITION: 60% Cotton / 40% Polyester.
DG/GR/DB: 70% Cotton /30% Polyester.
BU: 68% Rayón /32% Polyester.

COLORS: 8.

SIZES: From XS to 3XL.

XS / 3XL

WH

SK

RB

SL



Oxford Lady SS
REF: SHLOXFSS

Lady shirt. Short sleeve. Body fitted. Buttons colour same colour shirt. Oxford.

COMPOSITION: 60% Cotton / 40% Polyester.

COLORS: 4.

SIZES: From XS to 3XL.

	COLLAR SIZE							
	34	36	37	38	39	41	42	
	XS	S	M	L	XL	XXL	3XL	
	46/63	49/65	52/67	54/68	58/69	62/70	66/71	



Casual & Business shirt

Oxford

- S / 4XL
- WH

GY

BK

DR

SK

RB

NY



Popelin

REF: SHAPOP

Man poplin shirt. Long sleeve shirt.
Pocket on the left side and buttons on the neck.
Buttons colour same colour shirt.

COMPOSITION:

65% Polyester / 35% Cotton.

COLORS: 7.

SIZES: From S to 4XL.

- S / 4XL
- WH

GY

BK

SK

RB

NY



Popelin SS

REF: SHAPOPSS

Man poplin shirt. Short sleeve shirt.
Pocket on the left side and buttons on the neck.
Buttons colour same colour shirt.

COMPOSITION: 65% Polyester / 35% Cotton.

COLORS: 6.

SIZES: From S to 4XL.

	COLLAR SIZE							
	38	39	42	43	46	48	50	
	S	M	L	XL	XXL	3XL	4XL	
	53/79	56/80	58/81	63/82	68/83	73/84	78/85	

- XS / 3XL
- WH

GY

BK

DR

SK

RB

NY



Popelin Lady

REF: SHLPOP

Lady shirt. Long sleeve shirt.
Buttons colour same colour shirt.
Body fitted.

COMPOSITION:

65% Polyester / 35% Cotton.

COLORS: 7.

SIZES: From XS to 3XL.

- XS / 3XL
- WH

GY

BK

SK

RB

NY



Popelin Lady SS

REF: SHLPOPSS

Lady shirt. Short sleeve shirt.
Buttons colour same colour shirt.
Body fitted.

COMPOSITION: 65% Polyester / 35% Cotton.

COLORS: 6.

SIZES: From XS to 3XL.

	COLLAR SIZE							
	34	36	37	38	39	41	42	
	XS	S	M	L	XL	XXL	3XL	
	46/63	49/65	52/67	54/68	58/69	62/70	66/71	



Popelin Casual & Business shirt



Milan

REF: SHAMILAN

Casual shirt Fil a Fil. Long sleeve. Fil a Fil shirt (a type of fabric by the alternation of two colours of yarn). Semi cutaway collar. No chest pocket.



COMPOSITION:

65% Polyester / 35% Cotton Yarn Dyed.

COLORS: 1.

SIZES: From XS to 3XL.



COLLAR SIZE		37	38	39	42	43	46	48	 25
	A/B	XS	S	M	L	XL	XXL	3XL	
		51/79	53/79	56/80	58/81	63/82	68/83	73/84	



London

REF: SHALONDON

Check casual shirt. Long sleeve. Men´s check shirt. Semi cutaway collar. No chest pocket. Easy iron.



COMPOSITION:

65% Polyester / 35% Cotton Yarn Dyed.

COLORS: 1.

SIZES: From XS to 3XL.



COLLAR SIZE		37	38	39	42	43	46	48	 25
	A/B	XS	S	M	L	XL	XXL	3XL	
		51/79	53/79	56/80	58/81	63/82	68/83	73/84	



Berlin

REF: SHABERLIN

Stripe casual shirt. Long sleeve. Men´s blue stripe shirt. Semi cutaway collar. No chest pocket. Easy iron.



COMPOSITION:

65% Polyester / 35% Cotton Yarn Dyed.

COLORS: 1.

SIZES: From XS to 3XL.



COLLAR SIZE		37	38	39	42	43	46	48	 25
	A/B	XS	S	M	L	XL	XXL	3XL	
		51/79	53/79	56/80	58/81	63/82	68/83	73/84	



Monaco

REF: SHAMONACO

Denim casual shirt. Long sleeve. Men´s denim shirt. Semi cutaway collar. No chest pocket. Easy iron.



COMPOSITION:

65% Polyester / 35% Cotton Yarn Dyed.

COLORS: 1.

SIZES: From XS to 3XL.



COLLAR SIZE		37	38	39	42	43	46	48	 25
	A/B	XS	S	M	L	XL	XXL	3XL	
		51/79	53/79	56/80	58/81	63/82	68/83	73/84	

XS / 4XL

DNV



Texas

REF: SHATEXAS

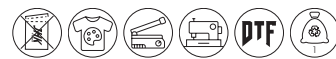
Denim fabric effect casual shirt.
Long sleeve. Semi cutaway collar.
Pocket in the left side. Easy iron.



COMPOSITION:

100% Cotton denim.

COLORS: 1.

SIZES: From XS to 4XL.



COLLAR SIZE  A/B	37	38	39	42	43	46	48	50	 25
	XS	S	M	L	XL	XXL	3XL	4XL	
	51/79	53/79	56/80	58/81	63/82	68/83	73/84	78/85	

XS - 3XL

DNV



Texas Lady

REF: SHLTEXAS

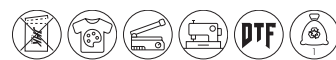
Denim fabric effect casual shirt.
Long sleeve. Semi cutaway collar.
Pocket in the left side. Easy iron.



COMPOSITION:

100% Cotton denim.

COLORS: 1.

SIZES: From XS to 3XL.



COLLAR SIZE  A/B	34	36	37	38	39	41	42	 25
	XS	S	M	L	XL	XXL	3XL	
	46/63	49/65	52/67	54/68	58/69	62/70	66/71	

Texas

S / 3XL

WHW

SKW

NYW

MGW

BRW

Linen Effect



Tulum

REF: SHATULUM

Long sleeve shirt. Collar without button.
One button placket and one pleat in the sleeve.
Two buttons cuffs.

COMPOSITION: 100% Slub cotton.

COLORS: 5.

SIZES: From S to 3XL.



COLLAR SIZE

	37	38	41	43	44	46	
	S	M	L	XL	XXL	3XL	
	57/77	59/79	63/82	65/83	70/85	75/85	25



Mahon

REF: SHAMAHON

Long sleeve shirt with Mao collar (crew neck).
One button placket and one pleat in the sleeve.
Two buttons cuffs.

COMPOSITION: 100% Slub cotton.

COLORS: 5.

SIZES: From S to 3XL.



S	M	L	XL	XXL	3XL	
57/77	59/79	63/82	65/83	70/85	75/85	25

S / 3XL

WHW

SKW

NYW

MGW

BRW

Arizona / Arizona Lady

Cargo pants. Waistband with side elastic bands and closure with a button. Two seams pockets at front. One patch gusset flap pocket at side seam with velcro closure, right side once worn. Two angled patch flap pockets with velcro closure, at back. Four darts at knee to give more capacity and easy wearing. Reinforcement on the front, thighs and knees.

COMPOSITION: 98% Cotton / 2% Elastane.

WEIGHT: 280 g/m².

COLORS: 4.

SIZES: Man: From XS to 5XL.

Lady: From XS to 4XL.

REF: WKARIZONA

S / 3XL

BK

ZC

NY

AR



A

B

USA	28	30	32	34	36	38	40	42	44
EU	XS	S	M	L	XL	XXL	3XL	4XL	5XL
	38	40	42	44	46	48	50	52	54
A/B	38/113	40/114	42/115	44/116	46/117	48/118	50/119	52/120	54/121

25

REF: WKARIZONAL

XS / 4XL

BK

ZC

NY

AR



A

B

USA	26	28	30	32	34	36	38	40
EU	XS	S	M	L	XL	XXL	3XL	4XL
	36	38	40	42	44	46	48	50
A/B	34/102	36/102	38/103	40/104	42/105	44/105	46/106	48/106

25



ArizonaElasticated cargo pants

Dubai / Dubai Lady

Cargo pants. Elastic waistband at back and closure with hidden button. Seven belt loops and zipper matching ground colour. Two seemed pockets at front. One binding small pocket at right top leg once worn. One patch gusset pocket at left side once worn. Snap closure. One flap pocket at back, right side once worn with snap closure. One pocket at back, left side once worn. A strap of self fabric from left back pocket bottom part, to side seam. One angled pocket at back right side once worn. Back yoke. Two decorative seams at knee and 1 at back.

COMPOSITION: 65% Polyester / 35% Cotton.
WEIGHT: 250 g/m². **COLORS:** 3.
SIZES: Man: From XS to 5XL. Lady: From XS to 4XL.

REF: WKDUBAI

XS / 5XL

GF

BK

NY



A

B

USA	28	30	32	34	36	38	40	42	44
EU	XS	S	M	L	XL	XXL	3XL	4XL	5XL
	38	40	42	44	46	48	50	52	54
A/B	36/108	38/109	40/110	42/111	44/112	46/113	48/114	50/115	52/116

25

REF: WKDUBAIL

XS / 4XL

GF

BK

NY



A

B

USA	26	28	30	32	34	36	38	40
EU	XS	S	M	L	XL	XXL	3XL	4XL
	36	38	40	42	44	46	48	50
A/B	34/103	36/104	38/104	40/104	42/105	44/105	46/106	48/106

25



Dubai

Cargo pants

Tokyo / Tokyo Lady

Tailoring trousers. Waistband closure with a button, six belt loops and zipper matching ground colour. Two back binding pockets with one button closure. Two seamed pockets at front.

COMPOSITION: 98% Cotton / 2% Elastane.

WEIGHT: 280 g/m².

COLORS: 3.

SIZES: Man: From XS to 5XL.

Lady: From XS to 4XL.

REF: WKTOKYO

XS / 5XL

BK

NY

AR



A

B

USA	28	30	32	34	36	38	40	42	44	
EU	XS	S	M	L	XL	XXL	3XL	4XL	5XL	
	38	40	42	44	46	48	50	52	54	
A/B	38/113	40/114	42/115	44/116	46/117	48/118	50/119	52/120	54/121	

REF: WKTOKYOL

XS / 4XL

BK

NY

AR



A

B

USA	26	28	30	32	34	36	38	40	
EU	XS	S	M	L	XL	XXL	3XL	4XL	
	36	38	40	42	44	46	48	50	
A/B	36/104	38/105	40/105	42/106	45/107	48/107	51/108	54/108	



PAG.69
REF: WKTOKYOK

KIDS

Tailoring trousers

Tokyo

Dublin / Dublin Lady

Stretch, five-pocket trousers. Waistband closure with a button, five belt loops, zipper and rivets in brass colour. Button and rivets with logo JHK. Two pockets at front, 1 small at right side once worn and 2 at back.

COMPOSITION: 98% Cotton / 2% Elastane.

WEIGHT: 280 g/m².

COLORS: 3.

SIZES: Man: From XS to 5XL.

Lady: From XS to 4XL.

REF: WKDUBLIN

XS / 5XL

BK

NY

AR



A

B

USA	28	30	32	34	36	38	40	42	44	
EU	XS	S	M	L	XL	XXL	3XL	4XL	5XL	
	38	40	42	44	46	48	50	52	54	
A/B	38/113	40/114	42/115	44/116	46/117	48/118	50/119	52/120	54/121	<div><div></div><div>25</div></div>

REF: WKDUBLINL

XS / 4XL

BK

NY

AR



A

B

USA	26	28	30	32	34	36	38	40	
EU	XS	S	M	L	XL	XXL	3XL	4XL	
	36	38	40	42	44	46	48	50	
A/B	36/104	38/105	40/105	42/106	45/107	48/107	51/108	54/108	<div><div></div><div>25</div></div>



Dublin

Five pockets trousers



XXS / XXL

BK

ZC

NY

AR



Larisa

REF: WKLARISA

Lady short pants. Waistband with side elastic bands and closure with a button.
Five belt loops and zipper matching ground colour. With bottom hem. Hand pockets. With bottom hem.


COMPOSITION: 97% Cotton / 3% Elastane.

WEIGHT: 280 g/m².

COLORS: 4.

SIZES: From XXS to XXL.



	EU	XXS	XS	S	M	L	XL	XXL	
		34	36	38	40	42	44	46	
A/B		35/40	37/40	39/41	41/41	43/42	46/42	49/43	

XS / 5XL

BK

ZC

NY

AR



Chester

REF: WKCHESTER

Adult bermuda trouser. Waistband with side elastic bands and closure with a button.
Five belt loops and zipper matching ground colour. Buttons closure matching ground colour.


COMPOSITION: 97% Cotton / 3% Elastane.

WEIGHT: 280 g/m².

COLORS: 4.

SIZES: From XS to 5XL.



	EU	XS	S	M	L	XL	XXL	3XL	4XL	5XL	
		38	40	42	44	46	48	50	52	54	
A/B		38/53	40/54	42/55	44/56	46/57	48/58	50/59	52/60	54/61	

S / XXL

GM

DGM

BK

BU

NY

BG



Boston

REF: WKBOSTON

V-neck sweater. Fitted cut.
Ribbed collar, cuffs and hem.
Soft touch.
COMPOSITION: 80% Viscose / 20% Nylon.
WEIGHT: 300 g/m² approx.
COLORS: 6.
SIZES: From S to XXL.



	S	M	L	XL	XXL	
A/B	48/65	50/67	52/69	54/71	56/73	25

S / XL

GM

DGM

BK

BU

NY

BG



Boston Lady

REF: WKBOSTONL

V-neck sweater. Fitted cut.
Ribbed collar, cuffs and hem.
Soft touch.
COMPOSITION: 80% Viscose / 20% Nylon.
WEIGHT: 300 g/m² approx.
COLORS: 6.
SIZES: From S to XL.



	S	M	L	XL	
A/B	44/55	46/57	48/59	50/61	25





WINTER Line

Ready for the cold,
designed for daily life.
A warm, comfortable,
and stylish line



Sweatshirt Unisex

REF: SWRA290

Unisex´s sweatshirt. Brushed plush.
Double needle collar, cuffs and waistband for extra durability.
Collar, cuffs and bottom hem in 2X1 rib with elastane.

COMPOSITION: 60% Cotton / 40% Recycled polyester.

AS: 67% Cotton / 31% Recycled polyester / 2% Viscose.

GM: 61% Cotton / 31% Recycled polyester / 8% Viscose.

DGM: 60% Recycled polyester / 40% Cotton.

FLUOR: 70% Recycled polyester / 30% Cotton.

WEIGHT: 290 g/m² approx.

COLORS: 80.

SIZES: From XS to 5XL.



	XS	S	M	L	XL	XXL	3XL	4XL	5XL	
	51/63	54/66	57/69	60/72	63/76	66/78	70/81	73/83	76/85	25



PAG.118
REF: SWRK290

XS / XXL			
NEW			
WG	ZC	MU	BC
WR	FU	CA	TU
AZ	SB	DN	LM
SG	MXG	AG	IV
AR	BR	CH	

WH	AS	SL	GM
DGM	CHCH	CHC	GF
BK	LY	SY	LEY
APR	CO	OR	RD
CR	AN	BU	PK
PV	AL	RP	PKG
ML	DP	LP	FD
OD	LV	VI	PU
SK	AQM	AQ	RB
KB	PB	DNH	NY
IB	MO	AE	TE
MG	AP	KG	TP
BG	FG	KH	OC
SA	BT	LS	BRD
MM			

FLUOR			
SYF	ORF	FUF	LMF

3XL			
GM	BK	RB	NY
KG	BG		

4XL / 5XL	
BK	NY



80
Colors

Kangaroo Sweatshirt

REF: SWRAKNG

Men´s hooded sweatshirt. Brushed plush.
Dyed-to-match drawcord.
Cuffs and bottom hem in 2X1 rib with elastane.
Pouch pocket for extra carry.

COMPOSITION: 60% Cotton / 40% Recycled polyester.
AS: 67% Cotton / 31% Recycled polyester / 2% Viscose.
GM: 61% Cotton / 31% Recycled polyester / 8% Viscose.
DGM: 60% Recycled polyester / 40% Cotton.
FLUOR: 70% Recycled polyester / 30% Cotton.

WEIGHT: 290 g/m² approx.

COLORS: 80.

SIZES: From XS to 5XL.



	XS	S	M	L	XL	XXL	3XL	4XL	5XL	
	52/68	54/69	56/70	58/71	60/72	62/74	64/76	67/78	69/80	25



PAG.119
REF: SWRKNG

XS / 3XL			
NEW			
WG	ZC	MU	BC
WR	FU	RP	CA
TU	AZ	SB	LM
SG	MXG	AG	IV
AR	BR	CH	

WH	AS	SL	GM
DGM	CHCH	CHC	GF
BK	LY	SY	LEY
APR	CO	OR	RD
CR	AN	BU	PK
PV	AL	PKG	ML
DP	LP	FD	OD
LV	VI	PU	SK
AQM	AQ	RB	KB
PB	DN	DNH	NY
IB	MO	AE	TE
MG	AP	KG	TP
BG	FG	KH	OC
SA	BT	LS	BRD
MM			

FLUOR			
SYF	ORF	FUF	LMF

4XL / 5XL			
GM	BK	RD	RB
NY			



80
Colors

1/2 - 12/14

WH

AS

GM

BK

SY

PH

OR

RD

BU

PK

PV

LV

PU

SK

RB

PB

NY

MO

KG

BG

BT

♀

PAG.114
REF: SWRA290



Sweatshirt Kid
REF: SWRK290

Kid´s sweatshirt. Brushed plush.
Double needle collar, cuffs and waistband for extra durability.
Bottom hem, cuffs and collar with 2X1 elastane rib.

COMPOSITION:
60% Cotton / 40% Recycled polyester.
AS: 67% Cotton / 31% Recycled polyester / 2% Viscose.
GM: 61% Cotton / 31% Recycled polyester / 8% Viscose.
WEIGHT: 290 g/m² approx.
COLORS: 21.
SIZES: From 1/2 to 12/14.



	1/2	3/4	5/6	7/8	9/11	12/14	
	33/40	36/43	39/46	42/53	46/58	50/61	

S / XXL

WH

AS

GM

CHC

BK

SY

OR

RD

BU

PK

RP

PU

SK

RB

DN

NY

AP

KG

BG



Kangaroo Sweatshirt Lady
REF: SWULKNG

Woman´s hooded sweatshirt. Brushed plush.
Dyed-to-match drawcord.
Cuffs and bottom hem in 2X1 rib with elastane.
Pouch pocket for extra carry.

COMPOSITION:
60% Cotton / 40% Recycled polyester.
AS: 67% Cotton / 31% Recycled polyester / 2% Viscose.
GM: 61% Cotton / 31% Recycled polyester / 8% Viscose.
WEIGHT: 290 g/m² approx.
COLORS: 19.
SIZES: From S to XXL.



	S	M	L	XL	XXL	
	48/66	50/68	52/70	54/72	56/74	



Kangaroo Sweatshirt Kid
REF: SWRKKNG

Kid´s hooded sweatshirt. Brushed plush. Cuffs and bottom hem in 2X1 rib with elastane.
Pouch pocket for extra carry.

COMPOSITION: 60% Cotton / 40% Recycled polyester.
AS: 67% Cotton / 31% Recycled polyester / 2% Viscose.
GM: 61% Cotton / 31% Recycled polyester / 8% Viscose.
WEIGHT: 290 g/m² approx.
COLORS: 23.
SIZES: From 1/2 to 12/14.

	1/2	3/4	5/6	7/8	9/11	12/14	
	33/40	36/43	39/46	42/53	46/58	50/61	



1/2 - 12/14

NEW

SL

AQ

MG

WH

AS

GM

BK

SY

OR

RD

BU

PK

PV

LV

PU

SK

RB

PB

NY

MO

KG

BG

BT

♀

PAG.116
REF: SWRAKNG

XS / 3XL

WH

GM

BK

RD

PV

NY

RB

PB

MG

BT



Sweatshirt Raglan

REF: SWRARGL

Unisex´s sweatshirt. Brushed plush. Round neck. Raglan sleeve. Double needle collar, cuffs and waistband for extra durability. Collar, cuffs and bottom hem in 2X1 rib with elastane.

COMPOSITION: 60% Cotton / 40% Recycled polyester.

GM: 61% Cotton / 31% Recycled polyester / 8% Viscose.

WEIGHT: 290 g/m² approx.

COLORS: 10.

SIZES: From XS to 3XL.



A/B

XS	S	M	L	XL	XXL	3XL	
51/63	54/66	57/69	60/72	63/76	66/78	70/81	<div><div>25</div></div>

S / XXL

NEW

PB

MO

BT

WH

AS

BK

OR

RD

RB

NY

KH



Half Zip Sweatshirt

REF: SWRAZIP

Men´s half zip sweatshirt. Brushed plush.

Cuffs and bottom hem in 2X1 rib with elastane.

COMPOSITION: 60% Cotton / 40% Recycled polyester.

AS: 67% Cotton / 31% Recycled polyester / 2% Viscose.

WEIGHT: 290 g/m² approx.

COLORS: 11.

SIZES: From S to XXL.



A/B

S	M	L	XL	XXL	
54/66	57/69	60/72	63/76	66/78	<div><div>25</div></div>

XS / XXL

WH

GM

CHC

BK

RD

CA

RB

DN

NY

BG

KH

 **PAG.124**
REF: SWRKFUZIP

KIDS



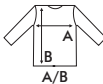

Full Zip Sweatshirt

REF: SWRAFUZIP

Men´s sweatshirt. Brushed plush. Cuffs and bottom hem in 2X1 rib with elastane. Kissing zipper. Hand pockets.

COMPOSITION: 60% Cotton / 40% Recycled polyester.
GM: 61% Cotton / 31% Recycled polyester / 8% Viscose.
WEIGHT: 290 g/m² approx.
COLORS: 11.
SIZES: From XS to XXL.



	XS	S	M	L	XL	XXL	
A/B	52/67	54/69	56/72	58/74	60/76	62/78	25

XS / XXL

NEW

AS

SL

PV

BU

PB

MO

MG

BT

WH

GM

DGM

BK

MU

RD

PK

RB

NY

KG

BG

KH

3XL

GM

DGM

BK

NY

 **PAG.124**
REF: SWRKHOOD

KIDS



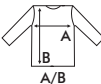

Hooded Sweatshirt

REF: SWUAHOOD

Unisex hooded sweatshirt. Brushed plush. Dyed-to-match drawcord. Cuffs and bottom hem in 2X1 rib with elastane. Kissing zipper. Pouch pocket for extra carry.

COMPOSITION: 60% Cotton / 40% Recycled polyester.
GM: 61% Cotton / 31% Recycled polyester / 8% Viscose.
DGM: 60% Recycled polyester / 40% Cotton.
WEIGHT: 290 g/m² approx.
COLORS: 20.
SIZES: From XS to 3XL.



	XS	S	M	L	XL	XXL	3XL	
A/B	52/67	54/69	56/70	58/71	60/72	62/74	64/76	25

1/2 - 12/14



Kid Hooded Sweatshirt

REF: SWRKHOOD

Kid´s hooded sweatshirt.
Brushed plush. Dyed-to-match drawcord.
Cuffs and bottom hem in 2X1 rib with elastane.
Kissing zipper. Pouch pocket for extra carry.

COMPOSITION:
60% Cotton / 40% Recycled polyester.
AS: 67% Cotton / 31% Recycled polyester / 2% Viscose.
WEIGHT: 290 g/m² approx.
COLORS: 12.
SIZES: From 1/2 to 12/14.



	1/2	3/4	5/6	7/8	9/11	12/14	
	33/40	36/43	39/46	42/53	46/58	50/61	

1/2 - 12/14



Kid Full Zip Sweatshirt

REF: SWRKFUZIP

Kid´s sweatshirt. Brushed plush.
Cuffs and bottom hem in 2X1 rib with elastane.
Kissing zipper. Hand pockets.

COMPOSITION:
60% Cotton / 40% Recycled polyester.
AS: 67% Cotton / 31% Recycled polyester / 2% Viscose.
WEIGHT: 290 g/m² approx.
COLORS: 8.
SIZES: From 1/2 to 12/14.



	1/2	3/4	5/6	7/8	9/11	12/14	
	33/40	36/43	39/46	42/53	46/58	50/61	



S - XXL

GM

BK

NY



Sweat Pants Man
REF: SWPANTSM

Men´s joggers. Brushed plush.
Elastic waistband with matching drawcord.
Hand pockets. Straight cut.

COMPOSITION:
60% Cotton / 40% Recycled polyester.
GM: 61% Cotton / 31% Recycled polyester / 8% Viscose.
WEIGHT: 290 g/m² approx.
COLORS: 3.
SIZES: From S to XXL.



	S	M	L	XL	XXL	
	52/106	54/108	55/110	57/112	58/114	

S - XL

GM

BK

NY



Sweat Shorts Man
REF: SWSHORTSM

Men´s shorts. Brushed plush.
Elastic waistband with matching drawcord.
Front pockets with marked stitching.
One back pocket.

COMPOSITION:
60% Cotton / 40% Recycled polyester.
GM: 61% Cotton / 31% Recycled polyester / 8% Viscose.
WEIGHT: 290 g/m² approx.
COLORS: 3.
SIZES: From S to XL.



	S	M	L	XL	
	49/45	51/49	52/54	54/58	



Sweat Pants Lady
REF: SWPANTSL

Woman´s joggers. Brushed plush.
Elastic waistband with matching drawcord.
Straight cut.

COMPOSITION:
60% Cotton / 40% Recycled polyester.
GM: 61% Cotton / 31% Recycled polyester / 8% Viscose.
WEIGHT: 290 g/m² approx.
COLORS: 3.
SIZES: From S to XXL.



	S	M	L	XL	XXL	
	40/99	42/101	44/103	46/105	48/107	



Sweat Pants Kid
REF: SWPANTSK

Kid´s joggers.
Brushed plush.
Elastic waistband with matching drawcord.
Hand pockets.
Elastic cuff at the hem.

COMPOSITION:
60% Cotton / 40% Recycled polyester..
GM: 61% Cotton / 31% Recycled polyester / 8% Viscose.
WEIGHT: 290 g/m² approx.
COLORS: 7.
SIZES: From 1/2 to 12/14.

1/2 - 12/14

NEW

PV

MO

GM

BK

RD

RB

NY

PAG.128
REF: SWPANTSCFF



	1/2	3/4	5/6	7/8	9/11	12/14	
	28/40	30/52	33/60	35/68	37/75	39/85	

S / XXL

NEW

SL

FD

SB

GM

BK

PV

DP

PB

NY

MO

TE

BT

PAG.127

REF: SWPANTSK

KIDS



Sweat Pants Cuff

REF: SWPANTSCFF

Unisex pants with cuffs. Brushed plush. Elastic waistband with matching drawcord. Hand pockets. Elastic cuff at the hem.

COMPOSITION: 60% Cotton / 40% Recycled polyester.
GM: 61% Cotton / 31% Recycled polyester / 8% Viscose.
WEIGHT: 290 g/m² approx.
COLORS: 12.
SIZES: From S to XXL.



	S	M	L	XL	XXL	
	50/104	52/106	54/108	55/110	57/112	<div><div></div><div>25</div></div>

XS / L

NEW

PV

BT

BK

GM



Sweatshirt Lady Cropped

REF: SWULCROP

Cropped sweatshirt lady. Brushed plush. Dyed-to-match drawcord. Cuffs in 2X1 rib with elastane.
COMPOSITION: 60% Cotton / 40% Recycled polyester.
GM: 61% Cotton / 31% Recycled polyester / 8% Viscose.
WEIGHT: 290 g/m² approx.
COLORS: 4.
SIZES: From XS to L.



	XS	S	M	L	
	56/45	58/46	60/48	62/50	<div><div></div><div>25</div></div>

15

Colors



Kangaroo Sweatshirt 320

REF: SWKNG320

Men´s hooded sweatshirt. Brushed plush.
Dyed-to-match drawcord.
Cuffs and bottom hem in 2X1 rib with elastane.
Pouch pocket for extra carry.

COMPOSITION: 80% Cotton / 20% Recycled polyester.
GM: 73% Cotton / 20% Recycled polyester / 7% Viscose.
WEIGHT: 320 g/m² approx.
COLORS: 15.
SIZES: From XS to 3XL.

XS - 3XL

NEW

PK

SK

MG

WH

AS

GM

BK

SY

RD

BU

RB

PB

NY

OC

BT



	XS	S	M	L	XL	XXL	3XL	
	52/68	54/69	56/70	58/71	60/72	62/74	64/76	



Kangaroo Oversize

REF: SWKNGOVER

Hooded sweatshirt unisex. Brushed plush.
Cross-over neck design.
Cuffs and bottom hem in 2X1 rib with elastane.
Pouch pocket for extra carry.

COMPOSITION: 80% Cotton / 20% Recycled polyester.
GM: 73% Cotton / 20% Recycled polyester / 7% Viscose.
WEIGHT: 320 g/m² approx.
COLORS: 12.
SIZES: From XS to XXL.



	XS	S	M	L	XL	XXL	
	56/68	60/69	64/70	68/71	72/72	76/74	25

A/B

XS - XXL

NEW

WH

SL

GF

ML

SK

CH

GM

BK

FD

NY

TE

BT

12
Colors





OUR LIGHTWEIGHT FLEECE COLLECTION. IT'S A MEDIUM-WEIGHT COTTON KNITWEAR UNBRUSHED PLUSH SO THAT THE FRONT OF THE FABRIC IS SMOOTH AND SOFT AND THE INSIDE LOOPED.

XS - XXL

WH

GM

BK

PK

NY



Sweatshirt Lady French Terry

REF: SWCRL240

Woman´s sweatshirt.
Unbrushed plush, lightweight fabric.
Double needle collar, cuffs and waistband for extra durability.
Collar, cuffs and bottom hem in 2X1 rib with elastane.

COMPOSITION:

60% Cotton / 40% Recycled polyester.

GM: 73% Cotton / 20% Recycled polyester / 7% Viscose.

WEIGHT: 235-240 g/m² approx.

COLORS: 5.

SIZES: From XS to XXL.



	XS	S	M	L	XL	XXL	
	46/63	48/65	50/67	52/69	54/71	56/73	25

1/2 - 12/14

WH

RD

RB

NY



Sweatshirt Kid French Terry

REF: SWRK240

Kid´s sweatshirt.
Unbrushed plush, lightweight fabric.
Double needle collar, cuffs and waistband for extra durability.
Collar, cuffs and bottom hem in 2X1 rib with elastane.

COMPOSITION:

60% Cotton / 40% Recycled polyester.

WEIGHT: 235-240 g/m² approx.

COLORS: 4.

SIZES: From 1/2 to 12/14.



	1/2	3/4	5/6	7/8	9/11	12/14	
	33/40	36/43	39/46	42/53	46/58	50/61	25



Sweatshirt French Terry

REF: SWCR240

Men´s sweatshirt. Unbrushed plush, lightweight fabric.
Double needle collar, cuffs and waistband for extra durability.
Collar, cuffs and bottom hem in 2X1 rib with elastane.

COMPOSITION: 60% Cotton / 40% Recycled polyester.

GM: 73% Cotton / 20% Recycled polyester / 7% Viscose.

WEIGHT: 235-240 g/m² approx.

COLORS: 9.

SIZES: From S to 3XL.

	S	M	L	XL	XXL	3XL	
	54/66	57/69	60/72	63/76	66/78	70/81	25

S / 3XL

NEW

PV

PB

BT

WH

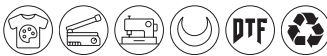
GM

BK

RD

RB

NY



XS - XXL

WH

GM

BK

PK

NY



Kangaroo Lady French Terry Sweatshirt

REF: SWULKNG240

Woman´s hooded sweatshirt.
Unbrushed plush, lightweight fabric.
Cuffs and bottom hem in 2X1 rib with elastane.
Dyed-to-match drawcord.
Pouch pocket for extra carry.

COMPOSITION:
60% Cotton / 40% Recycled polyester.
GM: 73% Cotton / 20% Recycled polyester /7% Viscose.
WEIGHT: 235-240 g/m² approx.
COLORS: 5.
SIZES: From XS to XXL.



	XS	S	M	L	XL	XXL	
	46/64	48/66	50/68	52/70	54/72	56/74	25

1/2 - 12/14

WH

RD

RB

NY



Kangaroo Kid French Terry Sweatshirt

REF: SWRKKNG240

Kid´s hooded sweatshirt.
Unbrushed plush, lightweight fabric.
Cuffs and bottom hem in 2X1 rib with elastane.
Pouch pocket for extra carry.

COMPOSITION:
60% Cotton / 40% Recycled polyester.
WEIGHT: 235-240 g/m² approx.
COLORS: 4.
SIZES: From 1/2 to 12/14.



	1/2	3/4	5/6	7/8	9/11	12/14	
	33/40	36/43	39/46	42/53	46/58	50/61	25



Kangaroo French Terry Sweatshirt

REF: SWKNG240

Men´s hooded sweatshirt. Unbrushed plush, lightweight fabric. Dyed-to-match drawcord.
Cuffs and bottom hem in 2X1 rib with elastane. Pouch pocket for extra carry.

COMPOSITION: 60% Cotton / 40% Recycled polyester.
GM: 73% Cotton / 20% Recycled polyester / 7% Viscose.
WEIGHT: 235-240 g/m² approx.
COLORS: 9.
SIZES: From S to 3XL.

	S	M	L	XL	XXL	3XL	
	54/69	56/70	58/71	60/72	62/74	64/76	25



S / 3XL

NEW

PV

PB

BT

WH

GM

BK

RD

RB

NY

XS - XXL

WH

GM

BK

PK

NY



Hooded Lady French Terry Sweatshirt

REF: SWULHOOD240

Woman´s hooded sweatshirt.
Unbrushed plush, lightweight fabric.
Dyed-to-match drawcord.
Cuffs and bottom hem in 2X1 rib with elastane.
Kissing zipper. Pouch pocket for extra carry.

COMPOSITION:
60% Cotton / 40% Recycled polyester.
GM: 73% Cotton / 20% Recycled polyester / 7% Viscose.
WEIGHT: 235-240 g/m² approx.
COLORS: 5.
SIZES: From XS to XXL.



	XS	S	M	L	XL	XXL	
	44/66	48/68	50/70	52/72	54/74	56/76	25

1/2 - 12/14

RD

RB

NY



Hooded Kid French Terry Sweatshirt

REF: SWRKHOOD240

Kid´s hooded sweatshirt.
Unbrushed plush, lightweight fabric.
Cuffs and bottom hem in 2X1 rib with elastane.
Kissing zipper. Pouch pocket for extra carry.

COMPOSITION:
60% Cotton / 40% Recycled polyester.
WEIGHT: 235-240 g/m² approx.
COLORS: 3.
SIZES: From 1/2 to 12/14.



	1/2	3/4	5/6	7/8	9/11	12/14	
	33/40	36/43	39/46	42/53	46/58	50/61	25



S / 3XL

NEW

PV

PB

BT

WH

GM

BK

RD

RB

NY

Hooded French Terry Sweatshirt

REF: SWUAHOOD240

Men´s hooded sweatshirt. Unbrushed plush, lightweight fabric. Dyed-to-match drawcord. Kissing zipper.
Cuffs and bottom hem in 2X1 rib with elastane. Pouch pocket for extra carry.

COMPOSITION: 60% Cotton / 40% Recycled polyester.
GM: 73% Cotton / 20% Recycled polyester / 7% Viscose.
WEIGHT: 235-240 g/m² approx.
COLORS: 9.
SIZES: From S to 3XL.

	S	M	L	XL	XXL	3XL	
	54/69	56/70	58/71	60/72	62/74	64/76	25



S - 3XL

WH

GM

BK

RD

RB

NY



Full Zip French Terry Sweatshirt

REF: SWFUZIP240

Men´s sweatshirt. Unbrushed plush, lightweight fabric.
Cuffs and bottom hem in 2X1 rib with elastane.
Kissing zipper. Hand pockets.

COMPOSITION:

60% Cotton / 40% Recycled polyester.

GM: 73% Cotton / 20% Recycled polyester / 7% Viscose.

WEIGHT: 235-240 g/m² approx.

COLORS: 6.

SIZES: From S to 3XL.



	S	M	L	XL	XXL	3XL	
	54/69	56/72	58/74	60/76	62/78	64/80	
A/B							25

1/2 - 12/14

RD

RB

NY



Kid Full Zip French Terry Sweatshirt

REF: SWRKFUZIP240

Kid´s sweatshirt.
Unbrushed plush, lightweight fabric.
Cuffs and bottom hem in 2X1 rib with elastane.
Kissing zipper. Hand pockets.

COMPOSITION:

60% Cotton / 40% Recycled polyester.

WEIGHT: 235-240 g/m² approx.

COLORS: 3.

SIZES: From 1/2 to 12/14.



	1/2	3/4	5/6	7/8	9/11	12/14	
	33/40	36/43	39/46	42/53	46/58	50/61	
A/B							25

XS / 3XL

NEW

PV

PB

BT

GM

BK

NY



Sweat Pants Cuff French Terry

REF: SWPANTS240

Men´s joggers. Unbrushed plush, lightweight fabric. Elastic waistband with matching drawcord.
Hand pockets. Straight cut.

COMPOSITION: 60% Cotton / 40% Recycled polyester.

GM: 73% Cotton / 20% Recycled polyester / 7% Viscose.

WEIGHT: 235-240 g/m² approx.

COLORS: 6.

SIZES: From XS to 3XL.

	XS	S	M	L	XL	XXL	3XL	
	47/96	50/98	53/100	54/102	56/104	57/106	59/108	
A								25

1/2 - 12/14

NEW

BK

RD

RB

GM

NY





Kid Sweat Pants French Terry

REF: SWPANTSK240

Kid´s joggers. Unbrushed plush, lightweight fabric. Elastic waistband with matching drawcord. Hand pockets. Straight cut.

COMPOSITION: 60% Cotton / 40% Recycled polyester.
GM: 73% Cotton / 20% Recycled polyester / 7% Viscose.
WEIGHT: 235-240 g/m² approx.
COLORS: 5.
SIZES: From 1/2 to 12/14.



	1/2	3/4	5/6	7/8	9/11	12/14	
	28/40	30/52	33/60	35/68	37/75	39/85	 25



Peach Crew Neck

REF: SWCRPEACH

Men´s sweatshirt. Unbrushed plush. Double needle collar, cuffs and waistband for extra durability. Collar, cuffs and bottom hem in 2X1 rib with elastane.

COMPOSITION: 60% Cotton / 40% Polyester
WEIGHT: 260 g/m² approx.
COLORS: 5.
SIZES: From S to XXL.

S - XXL

CHC

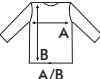

MU

BU

DN

BT



	S	M	L	XL	XXL	
	54/66	57/69	60/72	63/76	66/78	 25



Peach Kangaroo

REF: SWKNGPEACH

Men´s hooded sweatshirt. Unbrushed plush. Double needle collar, cuffs and waistband for extra durability. Collar, cuffs and bottom hem in 2X1 rib with elastane.

COMPOSITION: 60% Cotton / 40% Polyester.
WEIGHT: 260 g/m² approx.
COLORS: 5.
SIZES: From S to XXL.

S - XXL

CHC

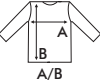

MU

BU

DN

BT



	S	M	L	XL	XXL	
	54/69	56/70	58/71	60/72	62/74	 25

3M / 18M

WH

GM

BK

PK

SK

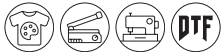


Baby Playsuit LS

REF: SWRBSUIT

Baby’s long sleeve playsuit. French Terry fabric. Long sleeves romper with snap fasteners in the back. Cuffs in 2X1 rib with elastane.

COMPOSITION: 65% Polyester / 35% Cotton.
GM: 61% Cotton / 31% Polyester / 8% Viscose.
WEIGHT: 260 g/m².
COLORS: 5.
SIZES: From 3M to 18M.



	3M	6M	9M	12M	18M	
A/B	22/46	24/50	26/54	28/58	30/62	50

0 - 2

NEW

SK

GM

PV

NY

MO

BT



Baby Hooded Sweatshirt

REF: SWRBHOOD

	0	1	2	
A/B	25/28	27/30	29/32	25

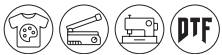
Baby’s hooded sweatshirt and pants. French Terry fabric. Cuffs and bottom hem in 2X1 rib with elastane.

COMPOSITION: 65% Polyester / 35% Cotton.
GM: 61% Cotton / 31% Polyester / 8% Viscose.
WEIGHT: 260 g/m².
COLORS: 6.
SIZES: From 0 to 2.

Baby Sweat Pants

REF: SWPANTSB


	0	1	2	
A/B	25/34	27/36	29/38	25





ECOLOGICAL, ORGANIC AND RECYCLED FABRIC.
CLEAR OBJECTIVE: **PRESERVE OUR PLANET**





Everest

REF: SWRAECO

Unisex sweatshirt. Brushed plush. Round neck. Raglan sleeve. Double needle collar, cuffs and waistband for extra durability. Cuffs and bottom hem in 2X1 rib with elastane.

COMPOSITION:

80% Organic cotton / 20% Recycled polyester.

GM: 61% Organic cotton / 31% Recycled polyester / 8% Viscose.

DGM: 63% Organic cotton / 21% Recycled polyester / 16% Viscose.

WEIGHT: 275 g/m² approx.

COLORS: 8.

SIZES: From XS to 3XL.



	XS	S	M	L	XL	XXL	3XL	
	51/63	54/66	57/69	60/72	63/76	66/78	70/81	
A/B								25



Everest Kid

REF: SWRKECO

Kid's sweatshirt. Brushed plush. Round neck. Raglan sleeve. Double needle collar, cuffs and waistband for extra durability. Cuffs and bottom hem in 2X1 rib with elastane.

COMPOSITION:

80% Organic cotton / 20% Recycled polyester.

GM: 61% Organic cotton / 31% Recycled polyester / 8% Viscose.

DGM: 63% Organic cotton / 21% Recycled polyester / 16% Viscose.

WEIGHT: 275 g/m² approx.

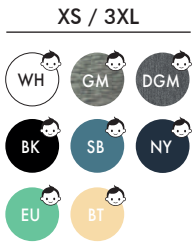
COLORS: 8.

SIZES: From 1/2 to 12/14.



	1/2	3/4	5/6	7/8	9/11	12/14	
	33/40	36/43	39/46	42/53	46/58	50/61	
A/B							25





Teide

REF: SWKNGECO

Hooded sweatshirt. Brushed plush.
Dyed-to-match drawcord.
Pouch pocket for extra carry.
Cuffs and bottom hem in 2X1 rib with elastane.

COMPOSITION:

80% Organic cotton / 20% Recycled polyester.
GM: 61% Organic cotton / 31% Recycled polyester / 8% Viscose.
DGM: 63% Organic cotton / 21% Recycled polyester / 16% Viscose.

WEIGHT: 275 g/m² approx.

COLORS: 8.

SIZES: From XS to 3XL.



	XS	S	M	L	XL	XXL	3XL	
	52/68	54/69	56/70	58/71	60/72	62/74	64/76	
A/B								25



Teide Kid

REF: SWKNGKECO

Kid's Hooded sweatshirt. Brushed plush.
Dyed-to-match drawcord.
Pouch pocket for extra carry.
Cuffs and bottom hem in 2X1 rib with elastane.

COMPOSITION:

80% Organic cotton / 20% Recycled polyester.
GM: 61% Organic cotton / 31% Recycled polyester / 8% Viscose.
DGM: 63% Organic cotton / 21% Recycled polyester / 16% Viscose.

WEIGHT: 275 g/m² approx.

COLORS: 8.

SIZES: From 1/2 to 12/14.



	1/2	3/4	5/6	7/8	9/11	12/14	
	33/40	36/43	39/46	42/53	46/58	50/61	
A/B							25



XS / 3XL

WH

GM

DGM

BK

SB

NY

EU

BT



Fuji

REF: SWHOODECO

Hooded sweatshirt. Brushed plush. Dyed-to-match drawcord. Kissing zipper. Pouch pocket for extra carry. Cuffs and bottom hem in 2X1 rib with elastane.

COMPOSITION: 80% Organic cotton / 20% Recycled polyester.

GM: 61% Organic cotton / 31% Recycled polyester / 8% Viscose.

DGM: 63% Organic cotton / 21% Recycled polyester / 16% Viscose.

WEIGHT: 275 g/m² approx.

COLORS: 8.

SIZES: From XS to 3XL.



	XS	S	M	L	XL	XXL	3XL	
	52/67	54/69	56/70	58/71	60/72	62/74	64/76	25
A/B								

OUTWEAR



XS - 3XL





Polar Fleece Man

REF: FLRA300

Man's polar fleece.
Hem with adjustable draw cord and stopper.
Pill-resistant. Full zip. Hand pockets.
Elastic cuffs.

COMPOSITION: 100% Recycled polyester.
WEIGHT: 300 g/m² approx.
COLORS: 18.
SIZES: From XS to 3XL.



	XS	S	M	L	XL	XXL	3XL	
	54/67	56/69	58/71	60/73	62/75	64/77	67/83	

XS - XXL





Polar Fleece Lady

REF: FLRL300

Woman's fitted polar fleece.
Hem with adjustable draw cord and stopper.
Pill-resistant. Full zip. 2 zipped lower pockets.
Elastic cuffs.

COMPOSITION: 100% Recycled polyester.
WEIGHT: 300 g/m² approx.
COLORS: 18.
SIZES: From XS to XXL.



	XS	S	M	L	XL	XXL	
	45/59	47/61	50/63	52/65	55/67	57/69	

1/2 - 12/14





Polar Fleece Kid

REF: FLRK300

Kid's polar fleece.
Hem with adjustable draw cord and stopper.
Pill-resistant. Full zip.
2 zipped lower pockets.

COMPOSITION: 100% Recycled polyester.
WEIGHT: 300 g/m² approx.
COLORS: 9.
SIZES: From 1/2 to 12/14.



	1/2	3/4	5/6	7/8	9/11	12/14	
	37/43	40/47	43/51	46/55	49/59	52/63	



XS / XXL

GM

BK

RD

RP

RB

NY



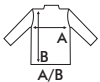

Micro Fleece Lady

REF: MICFLELADY

Woman´s fitted micropolar fleece. Pill-resistant.
Quarter-zip. Elastic cuffs.

COMPOSITION: 100% Polyester.
WEIGHT: 140 g/m² approx.
COLORS: 6.
SIZES: From XS to XXL.



	XS	S	M	L	XL	XXL	
	46/61	48/63	51/65	53/67	55/69	58/70	25

XS / XXL

GM

BK

RD

RB

NY





Micro Fleece Man

REF: MICFLEMAN

Man´s micropolar fleece. Pill-resistant.
Quarter-zip. Elastic cuffs.

COMPOSITION: 100% Polyester.
WEIGHT: 140 g/m² approx.
COLORS: 5.
SIZES: From XS to XXL.



	XS	S	M	L	XL	XXL	
	49/66	51/68	53/70	55/73	57/76	59/78	25

Polar Fleece 340

REF: FLRA340

Polar fleece unisex.
Reinforced patches on shoulders and elbows in contrast.
Pill-resistant. Full zip in contrast.
2 zipped side pockets in contrast.
1 zipped chest pocket in contrast.
Hem with adjustable draw cord and stopper.

COMPOSITION: 100% Polyester.

WEIGHT: 340 g/m² approx.

COLORS: 8.

SIZES: From XS to 5XL.



XS	S	M	L	XL	XXL	3XL	4XL	5XL	
50/67	53/69	56/71	59/73	62/75	65/78	68/81	71/84	74/87	<div><div></div><div>15</div></div>



S - 4XL

WH

GF

BK

RD

RB

NY

BG



Softshell Jacket

REF: SOFTJACK

Man´s jacket. Three-layer functional material with breathable membrane. Inside made of micro fleece with adjustable shockcord hem. Chest and side zip pockets. Full zip.

COMPOSITION:

Outer layer: 94% Recycled polyester / 6% Elastane.

Inner layer: 100% Recycled polyester.

WEIGHT: 300 g/m² approx.

COLORS: 7.

SIZES: From S to 4XL.



	S	M	L	XL	XXL	3XL	4XL	
A/B	53/70	55/72	57/74	59/76	61/78	63/80	65/82	25

S - XL

WH

GF

BK

RD

RB

NY

BG



Softshell Jacket Lady

REF: SOFTJACKL

Lady´s jacket. Three-layer functional material with breathable membrane. Inside made of micro fleece with adjustable shockcord hem. Chest and side zip pockets. Full zip.

COMPOSITION:

Outer layer: 94% Recycled polyester / 6% Elastane.

Inner layer: 100% Recycled polyester.

WEIGHT: 300 g/m² approx.

COLORS: 7.

SIZES: From S to XL.



	S	M	L	XL	
A/B	47/61	50/63	52/65	55/67	25

3/4 - 12/14

WH

GF

BK

RD

NY

BG



Softshell Jacket Kid

REF: SOFTJACKID

Kid´s jacket. Three-layer functional material with breathable membrane. Inside made of micro fleece with adjustable shockcord hem. Hand pockets. Chest and side zip pockets.

COMPOSITION:

Outer layer: 94% Recycled polyester / 6% Elastane.

Inner layer: 100% Recycled polyester.

WEIGHT: 300 g/m² approx.

COLORS: 6.

SIZES: From 3/4 to 12/14.



	3/4	5/6	7/8	9/11	12/14	
A/B	36/47	40/50	42/52	46/59	48/61	25



S - XXL

WH

GF

BK

RD

RB

NY

BG



Softshell Vest

REF: SOFTVEST

Man´s vest. Three-layer functional material with breathable membrane. Inside made of micro fleece with adjustable shockcord hem. Chest and side zip pockets. Full zip.

COMPOSITION:

Outer layer: 94% Recycled polyester / 6% Elastane.

Inner layer: 100% Recycled polyester.

WEIGHT: 300 g/m² approx.

COLORS: 7.

SIZES: From S to XXL.



	S	M	L	XL	XXL	
	53/70	55/72	57/74	59/76	61/78	
A/B						25

S - XL

WH

BK

NY



Softshell Jacket Hooded Lady

REF: SOFTHOODL

Lady´s jacket. Three-layer functional material with breathable membrane. Inside made of micro fleece with adjustable shockcord hem. Chest and side zip pockets. Full zip.

COMPOSITION:

Outer layer: 94% Recycled polyester / 6% Elastane.

Inner layer: 100% Recycled polyester.

WEIGHT: 300 g/m² approx.

COLORS: 3.

SIZES: From S to XL.



	S	M	L	XL	
	47/61	50/63	52/65	55/67	
A/B					25



S - 4XL

WH

BK

NY

Softshell Jacket Hooded

REF: SOFTHOOD

Man´s jacket. Three-layer functional material with breathable membrane. Inside made of micro fleece with adjustable shockcord hem. Chest and side zip pockets. Full zip.

COMPOSITION:

Outer layer: 94% Recycled polyester / 6% Elastane.

Inner layer: 100% Recycled polyester.

WEIGHT: 300 g/m² approx.

COLORS: 3.

SIZES: From S to 4XL.



	S	M	L	XL	XXL	3XL	4XL	
	53/70	55/72	57/74	59/76	61/78	63/80	65/82	
A/B								25

Padded Jacket

REF: PADJACKET

Jacket with matching centered zipper and chin guard.
Microfleece inner fabric. Quilted front, shoulders, and lower back.
Side and back softshell fabric pannels in same tone as the body fabric.
Two side pockets and one chest pocket with zipper.
Inner chest pocket with zipper on the right side.
Adjustable cuffs with Velcro.

COMPOSITION:
Fabric 1: 100% recycled polyester.
Fabric 2 (softshell): 94% recycled polyester, 6% elastane, double layer.
WEIGHT: 280 g/m² approx.
COLORS: 5.
SIZES: From S to 4XL.



	S	M	L	XL	XXL	3XL	4XL	
	53/71	56/72	59/73	62/74	65/75	68/76	71/77	20

S - 4XL

GF

BK

RB

NY

BG



new



S - XXL

GF

BK

RB

NY

BG

new



Padded Vest

REF: PADVEST

Jacket with matching centered zipper and chin guard. Microfleece inner fabric. Quilted front, shoulders, and lower back. Side and back softshell fabric pannels in same tone as the body fabric. Two side pockets and one chest pocket with zipper. Inner chest pocket with zipper on the right side.

COMPOSITION: Fabric 1: 100% recycled polyester.
Fabric 2 (softshell): 94% recycled polyester, 6% elastane, double layer.
WEIGHT: 280 g/m² approx.
COLORS: 5.
SIZES: From S to XXL.



	S	M	L	XL	XXL	
	53/71	56/72	59/73	62/74	65/75	
A/B						20



new



XS - 4XL

GF

BK

RB

NY

BG

FLUOR

LMF

Raincoat

REF: RAINCOAT

Waterproof raincoat with fixed hood. Heat-sealed seams. Adjustable drawcord with stopper at the neck. Side pockets with zippers. Inner pocket on the right front. Mesh inner lining with zipper at the bottom. Elastic cuffs with Velcro closure. Piping on the front and back of the shoulders. Curved lower back hem.

COMPOSITION: 100% recycled polyester.
WEIGHT: 115 g/m² approx.
COLORS: 6.
SIZES: From XS to 4XL.



	XS	S	M	L	XL	XXL	3XL	4XL	
	55/77	58/78	61/79	64/80	67/81	70/82	72/83	76/84	
A/B									25



URBAN^{Line}

Urban design with
character. We elevate
the everyday with style
and functionality



Over Boxy

REF: TSUABOXY

Oversized short-sleeve T-shirt.
Side seams. 1X1 ribbed collar.
Double stitching on collar, sleeves, and hem.
Two labels: one tear-away and one with size information.

COMPOSITION: 100% cotton.
WEIGHT: 240 g/m² approx.
COLORS: 2.
SIZES: From XS to XXL.



	XS	S	M	L	XL	XXL	
	55/62	58/65	60/67	63/69	66/71	70/73	50
A/B							

XS - XXL

WHBK

new



new



Over Relaxed Fit

REF: TSUAOVER240

Oversized T-shirt with a relaxed fit.
Side seams. 1X1 ribbed collar.
Double stitching on collar, sleeves, and hem.
Two labels: one tear-away and one with size information.

COMPOSITION: 100% cotton.
WEIGHT: 240 g/m² approx.
COLORS: 7.
SIZES: From XS to XXL.

XS / XXL

WH

WG

BK

BU

PB

MXG

IV



	XS	S	M	L	XL	XXL	
	52/70	55/72	57/75	60/77	63/79	67/81	100



Oversize

REF: TSUAOVER

Oversize short-sleeved boy's T-shirt.
 It is a perfect combination of comfort and fashion, ideal for all year round.
 Side-seamed. 1X1 rib on collar.
 Double needle stitching in sleeves and bottom hem for extra durability.
 Two labels, one removable and one with the size.

COMPOSITION: 100% Cotton (30% recycled material).

WEIGHT: 200g/m² approx.

COLORS: 12.

SIZES: From XS to XXL.



	XS	S	M	L	XL	XXL	
<div> <div>A</div> <div>B</div> <div>A/B</div> </div>	53/72	56/74	59/76	62/78	65/80	68/82	<div> <div>50</div> </div>

XS - XXL

NEW

SL

GF

ML

SK

CH

WH

BK

FD

NY

TE

BT

MM

12
 Colors



S - XXL

NEW

SL

PB

MO

BT

WH

GM

BK

RD

FU

RB

NY

HEATHER

CHCH

MUH

BUH

LVH

TUH

DNH

BGH



Urban V-Neck

REF: TSUAPICO

Men´s short sleeve T-shirt. Side-seamed. 1X1 rib on collar V-neck. Shoulder-to-shoulder taping. Enzyme wash.

COMPOSITION: 100% Preshrunk cotton.
GM: 85% Cotton / 15% Viscose.
Heather: 65% Polyester / 35% Cotton.
DNH: 60% Cotton / 40% Polyester.

WEIGHT: 160 g/m² approx.

COLORS: 18.

SIZES: From S to XXL.

	S	M	L	XL	XXL	
A/B	48/70	51/72	53/74	56/76	58/80	100

S - XXL

NEW

PV

DP

MO

BT

WH

GM

BK

RD

PK

FU

PU

TU

RB

NY

LM

HEATHER

CHCH

MUH

BUH

LVH

TUH

DNH

BGH

PAG.75
REF: CURVSPICO



Urban V-Neck Lady

REF: TSRLCMFP

Women´s fitted short sleeve T-shirt. Double needle stitching in sleeves and bottom hem for extra durability. Single jersey. V-neck.

COMPOSITION: 100% Cotton.
GM: 85% Cotton / 15% Viscose.
Heather: 65% Polyester / 35% Cotton.
DNH: 60% Cotton / 40% Polyester.

WEIGHT: 145 g/m² approx.

COLORS: 22.

SIZES: From S to XXL.

	S	M	L	XL	XXL	
A/B	42/63	44/65	46/67	48/69	50/71	100

S/M - L/XL

WH

BK

MG

NEON

LYN

ORN

PKN

SKN



Slub Lady
REF: TSULSLB

Woman´s short sleeve T-shirt. Slub fabric.
1X1 ribbed V-neck collar. Curved bottom hem.
Rolled cuff.

COMPOSITION: 100% Slub cotton.
WEIGHT: 120 g/m².
COLORS: 7.
SIZES: From S/M to L/XL.



	S/M	L/XL	
	48/68	50/70	50

S/M - L/XL

WH

CHC

DN



Sea Lady
REF: TSLSEA

Woman´s short sleeve T-shirt.
Rolled cuff. 1X1 ribbed V-neck collar.
Fashionable wide neck drop.
Single jersey. Enzyme wash.

COMPOSITION: 100% Cotton.
WEIGHT: 120 g/m².
COLORS: 3.
SIZES: From S/M to L/XL.



	S/M	L/XL	
	48/68	50/70	50



Slub Man
REF: TSUASLB

Men´s short sleeve T-shirt. Slub fabric.
Self-fabric raw edge collar and cuffs.

COMPOSITION: 100% Slub cotton.
WEIGHT: 120 g/m².
COLORS: 2.
SIZES: From XS to S/M.



	XS	S/M	
	52/70	54/72	50

XS - S/M

WH

BK

Sea Man
REF: TSSEA

Men´s short sleeve T-shirt.
Self-fabric raw edge collar and cuffs.
Premium quiality.
Single jersey. Enzyme wash.

COMPOSITION: 100% Cotton.
WEIGHT: 120 g/m².
COLORS: 4.
SIZES: From S to XL.



	S	M	L	XL	
	52/70	54/72	56/74	58/76	50

S - XL

WH

BK

CHC

DN

Urban T-Shirt

REF: TSUA150

Men´s short sleeve T-shirt. Side-seamed.
1X1 rib on collar. Shoulder-to-shoulder taping.
Enzyme wash.

COMPOSITION: 100% Preshrunk cotton.



GM: 85% Cotton / 15% Viscose.

WEIGHT: 160 g/m² approx.

COLORS: 12.

SIZES: From S to XXL.



 A/B	S	M	L	XL	XXL	 100
	48/71	51/74	55/76	58/79	61/81	



12
Colors



S - XXL

NEW

PB

TE

BT

WH

AS

BK

RD

NY



Tank Top Man

REF: TSUATNK

Men´s tank top T-shirt. 1X1 rib on collar. Single jersey.
Double needle stitching in collar, sleeves and bottom hem for extra durability.

COMPOSITION: 100% Preshrunk cotton.



AS: 98% Cotton / 2% Viscose.

WEIGHT: 150 - 155 g/m² approx.

COLORS: 8.

SIZES: From S to XXL.



	S	M	L	XL	XXL	
A/B	48/70	51/72	53/74	56/76	58/80	50



Strap

REF: TSUASTRPM

Men´s tank top T-shirt. Self-fabric collar and armholes. Single jersey.
Double needle stitching in collar, sleeves and bottom hem for extra durability.

COMPOSITION: 100% Cotton.

AS: 98% Cotton / 2% Viscose.



GM: 85% Cotton / 15% Viscose.

WEIGHT: 150 - 155 g/m² approx.

COLORS: 11.

SIZES: From S to XXL.



	S	M	L	XL	XXL	
A/B	52/66	54/68	56/70	58/72	60/74	50

S - XXL

NEW

PB

TE

BT

WH

AS

GM


BK

SY

CR

RB

NY

**PAG.60**
REF: TSRKSTRAP

XS - XL

WH

BK

RD

RB

FLUOR

SYF

FUF

LMF



XS - XL

WH

BK

SY

OR

RD

FU

PU

SK

TU

RB

LM

SA

CH

Beach Unisex

REF: TSUALBCH

Unisex´s tank top T-shirt.
Racer back style.
COMPOSITION: 100% Cotton.
Fluor: 100% Polyester.
WEIGHT: 150 - 155 g/m² approx.
COLORS: 7.
SIZES: From XS to XL.



	XS	S	M	L	XL	
	48/70	50/72	52/74	54/76	56/78	50



Aruba

REF: TSULARB

Woman´s tank top T-shirt.
1X1 rib. Ladies racer back style T-shirt.
COMPOSITION: 100% Carded cotton.
WEIGHT: 200 g/m².
COLORS: 13.
SIZES: From XS to XL.



	XS	S	M	L	XL	
	36/59	38/61	40/63	42/65	44/67	50

S/M - L/XL

WH

BK

FU

FLUOR (Cotton Like)

SYF

FUF



Ibiza

REF: TSULIBIZA

Woman´s oversized tank top.
Single jersey.
COMPOSITION: 100% Cotton.
Flúor: 100% Polyester (150 g/m²).
WEIGHT: 120 g/m².
COLORS: 5.
SIZES: From S/M to L/XL.



	S/M	L/XL	
	54/46	56/48	50

XS - XL

NEW

BU

BT

WH

BK



Malia

REF: TSULMALIA

Crop top.
Self-fabric collar and armholes.
COMPOSITION: 95% Cotton / 5% Elastane.
WEIGHT: 220 g/m².
COLORS: 4.
SIZES: From XS to XL.



	XS	S	M	L	XL	
	36/37	39/39	42/40	46/42	50/44	50

S - XL

WH

GM

GF

BK

RD

RP

PU

NY

KH

SA



Victoria

REF: TSULVCTR

Woman´s scoop neck tank top.
1X1 rib on collar. Modern fit.
COMPOSITION: 100% Carded cotton.
GM: 85% Cotton / 15% Viscose.
WEIGHT: 160 g/m² approx.
COLORS: 10.
SIZES: From S to XL.



	S	M	L	XL	
	30/65	34/67	38/69	42/71	



Sicilia

REF: TSULSCL

Woman´s short sleeve T-shirt. V-neck. Single jersey.
Collar, sleeves and bottom with raw edges.
COMPOSITION: 100% Cotton.
AY: 95% Cotton / 5% Viscose.
WEIGHT: 140 g/m² approx.
COLORS: 18.
SIZES: From S to XL.



	S	M	L	XL	
	40/64	42/66	45/68	48/70	

S - XL

NEW

PV

OD

BT

WH

AY

BK

MU

TG

RD

CA

PK

FU

TU

RB

MG

PT

KH

CH

S/M - L/XL

WH

BK

TG

WR

FU

TU

DN

NEON

LYN

ORN

PKN

SKN



Maldivas
REF: TSULMLDV

Woman´s 3/4 sleeve T-shirt. Low neckline. 3/4 length raglan sleeve. Single jersey.

COMPOSITION:
50% Cotton / 50% Viscose.

WEIGHT: 120 g/m².

COLORS: 11.

SIZES: From S/M to L/XL.



	S/M	L/XL	
A/B	64/63	66/65	50

S/M - L/XL

WH

BK

RP

AQ

PASTEL

VAP

ORP



Papua
REF: TSULPAPLS

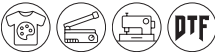
Woman´s long sleeve T-shirt. V-neck. Sleeves and hem with raw edges. Single jersey.

COMPOSITION: 50% Cotton / 50% Viscose.

WEIGHT: 120 g/m².

COLORS: 6.

SIZES: From S/M to L/XL.



	S/M	L/XL	
A/B	43/65	46/67	50



Saona
REF: TSULSAONA

Woman´s stretchy spaghetti straps. Modern fit.

COMPOSITION:
92% Polyester / 8% Elastane.

WEIGHT: 145 g/m².

COLORS: 2.

SIZES: From S to XL.



	S	M	L	XL	
A/B	34/55	39/57	44/57	46/59	50

S - XL

WH

BK

Tobago
REF: TSULTBG

Woman´s short sleeve T-shirt. Low neckline. Rolled sleeves. Single jersey.

COMPOSITION: 100% Cotton.

WEIGHT: 140 g/m².

COLORS: 4.

SIZES: From S to L.



	S	M	L	
A/B	49/66	51/68	53/72	50

S - L

WH

BK

CO

MG



SPORT Line

Designed to move
with you. Comfort and
quality for those who
never stop





Sport T-Shirt Man

REF: SPORTMAN

Short sleeve T-shirt. Raglan sleeve.
Decorative seams in the sleeves.
COMPOSITION: 100% Recycled polyester.
WEIGHT: 130 g/m² approx.
COLORS: 17.
SIZES: From S to 3XL.



	S	M	L	XL	XXL	3XL	
	50/68	52/70	54/72	56/74	58/79	60/81	50

S - 3XL

WH

SL

GF

BK

SY

OR

RD

TU

RB

NY

LM

KH

DS


FLUOR

SYF


ORF

FUF

LMF



PAG.199
REF: SPORTLADY



PAG.198
REF: SPORTKID

KIDS

17
Colors



3/4 - 12/14

WH

BK

RD

RB

NY

FLUOR

SYF

ORF

FUF

LMF

♂

PAG.196

REF: SPORTMAN

♀

PAG.199

REF: SPORTLADY



Sport T-Shirt Kid

REF: SPORTKID

Short sleeve T-shirt. Raglan sleeve.
Decorative seams in the sleeves.

COMPOSITION: 100% Recycled polyester.

WEIGHT: 130 g/m² approx.

COLORS: 9.

SIZES: From 3/4 to 12/14.



	3/4	5/6	7/8	9/11	12/14	
A/B	32/45	36/47	39/50	43/54	44/63	100



Sport T-Shirt Lady

REF: SPORTLADY

Short sleeve T-shirt. Raglan sleeve.
Decorative seams in front, back and sleeves.
Slightly fitted.

COMPOSITION: 100% Recycled polyester.

WEIGHT: 130 g/m² approx.

COLORS: 14.

SIZES: From S to XXL.



	S	M	L	XL	XXL	
A/B	41/60	43/62	45/64	47/66	49/68	50

S - XXL

WH

SL

BK

OR

RD

TU

RB

NY

KH

DS

FLUOR

SYF

ORF

FUF

LMF

♂

PAG.196

REF: SPORTMAN

♀

PAG.198

REF: SPORTKID

KIDS

S - XXL

WH

BK

RD

RB

FLUOR

SYF

FUF



S - XXL

WH

BK

RD

RB

FLUOR

SYF

FUF

Aruba T-Shirt Lady

REF: SPORTARBL

Tank top. Racerback.

COMPOSITION: 100% Recycled polyester.

WEIGHT: 130 g/m² approx.

COLORS: 6.

SIZES: From S to XXL.



	S	M	L	XL	XXL	
	38/61	40/63	42/65	44/67	46/69	



Aruba T-Shirt Man

REF: SPORTARBM

Tank top. Racerback.

COMPOSITION: 100% Recycled polyester.

WEIGHT: 130 g/m² approx.

COLORS: 6.

SIZES: From S to XXL.



	S	M	L	XL	XXL	
	49/66	51/68	53/70	55/72	57/74	

S - XXL

WH

BK

OR

RD

AQ

RB

NY

FLÚOR

LMF



Pique Polo Man
REF: SPORTPIQUE

Short sleeve polo. Piqué fabric.
Neck tape in contrasting colour.
Three-button placket with bottom box-stitch reinforcement.
Contrasting side slits.

COMPOSITION: 100% Polyester.
WEIGHT: 150-160 g/m² approx.
COLORS: 8.
SIZES: From S to XXL.

S	M	L	XL	XXL	
52/70	54/72	56/74	58/76	60/78	<div><div>50</div></div>

S - 3XL

WH

BK

RD

AQ

RB

NY

FLÚOR

FUF



Pique Polo Lady
REF: SPORTPQLADY

Short sleeve polo. Piqué fabric.
Neck tape in contrasting colour.
Three-button placket with bottom box-stitch reinforcement.
Slightly fitted. Contrasting side slits.

COMPOSITION: 100% Polyester.
WEIGHT: 150-160 g/m² approx.
COLORS: 7.
SIZES: From S to 3XL.

S	M	L	XL	XXL	3XL	
42/61	44/63	46/65	48/67	50/69	54/73	<div><div>50</div></div>

3/4 - 12/14

WH

RD

RB

NY



Pique Polo Kid
REF: SPORTPQKID

Short sleeve polo. Piqué fabric.
Neck tape in contrasting colour.
Two-button placket with bottombox-stitch reinforcement.
Contrasting side slits.

COMPOSITION: 100% Polyester.
WEIGHT: 150-160 g/m² approx.
COLORS: 4.
SIZES: From 3/4 to 12/14.

3/4	5/6	7/8	9/11	12/14	
33/42	37/46	39/51	42/57	44/64	<div><div>50</div></div>



S - 3XL

WH/WH

SL/GRA

CHC/RD

BK/SL

RD/NY

RB/SL

NY/SL



Heavy Pique Polo Lady

REF: SPHEAVYLDY

Short sleeve polo. Piqué fabric.
Three-button placket with bottom box-stitch reinforcement.
Neck tape in contrasting colour. Contrasting side slits.
Slightly fitted.

COMPOSITION: 100% Polyester.
WEIGHT: 200-210 g/m² approx.
COLORS: 7.
SIZES: From S to 3XL.



	S	M	L	XL	XXL	3XL	
	42/61	44/63	46/65	48/67	50/69	54/73	



Heavy Pique Polo Man

REF: SPHEAVYMEN

Short sleeve polo. Piqué fabric. Three-button
placket with bottom box-stitch reinforcement.
Neck tape in contrasting colour.
Contrasting side slits.

COMPOSITION: 100% Polyester.
WEIGHT: 200-210 g/m² approx.
COLORS: 7.
SIZES: From S to XXL.



	S	M	L	XL	XXL	
	52/70	54/72	56/74	58/76	60/78	

S - 3XL

WH/BK

WH/RD

WH/RB

WH/NY



Sport Contrast
REF: SPORTCTRM

Men´s contrast raglan sleeves.
Decorative stitching on sleeves.

COMPOSITION: 100% Recycled polyester.
WEIGHT: 130 g/m².
COLORS: 4.
SIZES: From S to 3XL.



	S	M	L	XL	XXL	3XL	
	50/68	52/70	54/72	56/74	58/79	60/81	

S - XXL

WH

BK

RD

TU

RB

FLUOR

SYF

ORF

LMF



Sport Regular
REF: SPORTRGLM

High performance men´s sports T-shirt.
Interlock fabric. Silk touch.

COMPOSITION: 100% Polyester.
WEIGHT: 140 g/m² approx.
COLORS: 8.
SIZES: From S to XXL.



	S	M	L	XL	XXL	
	44/70	48/72	52/73	56/76	59/79	



Sport Man LS
REF: SPORTMANLS

Men´s long sleeve T-shirt. Raglan sleeves.
Decorative stitch on the neck, shoulders and sleeves.

COMPOSITION: 100% Recycled polyester.
WEIGHT: 130 g/m² approx.
COLORS: 7.
SIZES: From S to XXL.



	S	M	L	XL	XXL	
	50/68	52/70	54/72	56/74	58/79	

S - XXL

WH

BK

RD

RB

FLUOR

SYF

ORF

LMF



Leggings Lady
REF: SPLEGGINSL

Lady´s leggings.
Stretch legging with elastic waistband.

COMPOSITION:
65% Polyester / 30% Cotton / 5% Spandex.
GM: 82% Cotton / 13% Viscose / 5% Spandex.
WEIGHT: 180 g/m².
COLORS: 3.
SIZES: From XS to XL.



	XS	S	M	L	XL	
	30/90	32/92	34/94	36/96	38/98	

XS - XL

WH

GM

BK



UNDERWEAR

Line

The foundation of your everyday life. Comfortable and durable, created to accompany you





Briefs

REF: UNBRIEFS

XS - XXL

WH GM BK

Lady briefs. Side-seamed.
Elastic band in waistband with JHK logo.

COMPOSITION:
WH-BK: 95% Cotton / 5% Elastane.
GM: 85% Cotton / 10% Viscose / 5% Elastane.
Elastic: 53% Nylon / 20% Polyester / 27% Spandex.
WEIGHT: 160 g/m².
COLORS: 3.
SIZES: From XS to XXL.



A	XS	S	M	L	XL	XXL	
B	32/22	34/23	36/24	38/25	40/26	42/27	25



Thong

REF: UNTHONG

XS - XXL

WH GM BK

Lady thong. Side-seamed.
Elastic band in waistband with JHK logo.

COMPOSITION:
WH-BK: 95% Cotton / 5% Elastane.
GM: 85% Cotton / 10% Viscose / 5% Elastane.
Elastic: 53% Nylon / 20% Polyester / 27% Spandex.
WEIGHT: 160 g/m².
COLORS: 3.
SIZES: From XS to XXL.



A	XS	S	M	L	XL	XXL	
B	34/27	36/28	38/29	40/30	42/31	44/32	25

XS - XXL



Boxer Briefs

REF: UNBOXER

Man underwear short boxer. Side-seamed.
Elastic band in waistband with JHK logo.

COMPOSITION:
WH-BK: 95% Cotton / 5% Elastane.
GM: 85% Cotton / 10% Viscose / 5% Elastane.
Elastic: 53% Nylon / 20% Polyester / 27% Spandex.

WEIGHT: 160 g/m².
COLORS: 3.
SIZES: From XS to XXL.



	XS	S	M	L	XL	XXL	
A/B	30/25	33/26	36/28	39/29	42/31	45/32	25

XS - XXL



Midway Briefs

REF: UNMIDWAY

Man underwear midway briefs. Side-seamed.
Elastic band in waistband with JHK logo.

COMPOSITION:
WH-BK: 95% Cotton / 5% Elastane.
GM: 85% Cotton / 10% Viscose / 5% Elastane.
Elastic: 53% Nylon / 20% Polyester / 27% Spandex.

WEIGHT: 160 g/m².
COLORS: 3.
SIZES: From XS to XXL.



	XS	S	M	L	XL	XXL	
A/B	28/29	32/30	36/31	40/32	44/33	48/34	25

XS - XXL



Slip TG

REF: UNSLIP

Slip with Side-seamed.
Elastic band in waistband with JHK logo.

COMPOSITION:
WH-BK: 95% Cotton / 5% Elastane.
GM: 85% Cotton / 10% Viscose / 5% Elastane.
Elastic: 53% Nylon / 20% Polyester / 27% Spandex.

WEIGHT: 160 g/m².
COLORS: 3.
SIZES: From XS to XXL.



	XS	S	M	L	XL	XXL	
A/B	30/23	33/25	36/26	39/28	42/29	45/31	25



NEON COLORS

FLUOR




HEATHER COLORS



POLYESTER



FLUOR



NOTE: The colours shown on these pages are approximate and may not be exactly the same in the final product.



Product directory

Sorted by gender / line / weight

T-SHIRT DIRECTORY

ADULT

					
REF: JT150 LINE: JT COLORS: 25 PAGE: 10-11	REF: JT SPORT LINE: JT WEIGHT: 130 g/m ² COLORS: 10 PAGE: 13	REF: TSRA150 LINE: REGULAR WEIGHT: 150 g/m ² COLORS: 90 PAGE: 20-21	REF: TSRA150WLT LINE: REGULAR/WLT WEIGHT: 150 g/m ² COLORS: 1 PAGE: 70-71	REF: SBTSMAN LINE: REGULAR/SUBLI WEIGHT: 150 g/m ² COLORS: 1 PAGE: 74-75	REF: TS150ST LINE: REGULAR WEIGHT: 150 g/m ² COLORS: 25 PAGE: 24-25
					
REF: TSRA150LS LINE: REGULAR WEIGHT: 155 g/m ² COLORS: 13 PAGE: 35	REF: TSR160ORG LINE: REGULAR WEIGHT: 160 g/m ² COLORS: 5 PAGE: 26	REF: TSR160DGP LINE: REGULAR WEIGHT: 160 g/m ² COLORS: 1 PAGE: 26	REF: TSR160COMB LINE: REGULAR WEIGHT: 160 g/m ² COLORS: 12 PAGE: 27	REF: TSRA170 LINE: REGULAR WEIGHT: 170 g/m ² COLORS: 12 PAGE: 30-31	REF: TSRA170LS LINE: REGULAR WEIGHT: 170 g/m ² COLORS: 10 PAGE: 37
					
REF: TSRA190 LINE: REGULAR WEIGHT: 190 g/m ² COLORS: 60 PAGE: 32-33	REF: TSSEA LINE: URBAN WEIGHT: 120 g/m ² COLORS: 4 PAGE: 181	REF: TSUASLB LINE: URBAN WEIGHT: 120 g/m ² COLORS: 2 PAGE: 181	REF: TSUATNK LINE: URBAN WEIGHT: 150-155 g/m ² COLORS: 8 PAGE: 184	REF: TSUASTRPM LINE: URBAN WEIGHT: 150-155 g/m ² COLORS: 11 PAGE: 185	REF: TSUALBCH LINE: URBAN WEIGHT: 150-155 g/m ² COLORS: 7 PAGE: 186
					
REF: TSUAPICO LINE: URBAN WEIGHT: 160 g/m ² COLORS: 18 PAGE: 178	REF: TSUA150 LINE: URBAN WEIGHT: 160 g/m ² COLORS: 12 PAGE: 182-183	REF: TSUAOVER LINE: URBAN WEIGHT: 200 g/m ² COLORS: 12 PAGE: 176-177	REF: TSUABOXY LINE: URBAN WEIGHT: 240 g/m ² COLORS: 2 PAGE: 172-173	REF: TSUAOVER240 LINE: URBAN WEIGHT: 240 g/m ² COLORS: 7 PAGE: 174-175	REF: SPORTMAN LINE: SPORT WEIGHT: 130 g/m ² COLORS: 17 PAGE: 196-197
					
REF: SPORTARBM LINE: SPORT WEIGHT: 130 g/m ² COLORS: 6 PAGE: 201	REF: SPORTMANLS LINE: SPORT WEIGHT: 130 g/m ² COLORS: 7 PAGE: 207	REF: SPORTCTRM LINE: SPORT WEIGHT: 130 g/m ² COLORS: 4 PAGE: 206	REF: SPORTRGLM LINE: SPORT WEIGHT: 140 g/m ² COLORS: 8 PAGE: 206	REF: TSRLCMF LINE: REGULAR WEIGHT: 145-150 g/m ² COLORS: 40 PAGE: 22-23	REF: TSRLCMFWLT LINE: REGULAR WEIGHT: 145 g/m ² COLORS: 1 PAGE: 70-71
					
REF: TSRLCMFLS LINE: REGULAR WEIGHT: 145 g/m ² COLORS: 7 PAGE: 34	REF: SBTSLCMF LINE: REGULAR WEIGHT: 150 g/m ² COLORS: 1 PAGE: 74-75	REF: TSRLPRM LINE: REGULAR WEIGHT: 150 g/m ² COLORS: 12 PAGE: 28-29	REF: TSRLPRMLS LINE: REGULAR WEIGHT: 170 g/m ² COLORS: 6 PAGE: 36	REF: CURVSSLUB LINE: REGULAR/CURVES WEIGHT: 120 g/m ² COLORS: 2 PAGE: 72	REF: CURVS150 LINE: REGULAR/CURVES WEIGHT: 145 g/m ² COLORS: 9 PAGE: 73

LADY

T-SHIRT DIRECTORY

BABY / KIDS

					
REF: CURVSPICO LINE: REGULAR/CURVES WEIGHT: 145 g/m ² COLORS: 9 PAGE: 73	REF: TSLSEA LINE: URBAN WEIGHT: 120 g/m ² COLORS: 3 PAGE: 180	REF: TSULSLB LINE: URBAN WEIGHT: 120 g/m ² COLORS: 7 PAGE: 180	REF: TSULIBIZA LINE: URBAN WEIGHT: 120 g/m ² COLORS: 5 PAGE: 188	REF: TSULMLDV LINE: URBAN WEIGHT: 120 g/m ² COLORS: 11 PAGE: 192	REF: TSULPAPLS LINE: URBAN WEIGHT: 120 g/m ² COLORS: 6 PAGE: 192
					
REF: TSULTBG LINE: URBAN WEIGHT: 140 g/m ² COLORS: 4 PAGE: 193	REF: TSULSCL LINE: URBAN WEIGHT: 140 g/m ² COLORS: 18 PAGE: 191	REF: TSRLCMFP LINE: URBAN WEIGHT: 145 g/m ² COLORS: 22 PAGE: 179	REF: TSULSAONA LINE: URBAN WEIGHT: 145 g/m ² COLORS: 2 PAGE: 193	REF: TSULVCTR LINE: URBAN WEIGHT: 160 g/m ² COLORS: 10 PAGE: 190	REF: TSULARB LINE: URBAN WEIGHT: 200 g/m ² COLORS: 13 PAGE: 187
					
REF: TSULMALIA LINE: URBAN WEIGHT: 220 g/m ² COLORS: 4 PAGE: 189	REF: SPORTLADY LINE: SPORT WEIGHT: 130 g/m ² COLORS: 14 PAGE: 199	REF: SPORTARBL LINE: SPORT WEIGHT: 130 g/m ² COLORS: 6 PAGE: 200	REF: TSRBODY150 LINE: REGULAR WEIGHT: 145 g/m ² COLORS: 11 PAGE: 51	REF: TSRB150 LINE: REGULAR WEIGHT: 155 g/m ² COLORS: 21 PAGE: 52-53	REF: TSRRBODY LINE: REGULAR WEIGHT: 170 g/m ² COLORS: 15 PAGE: 48-49
					
REF: TSRRBSUIT LINE: REGULAR WEIGHT: 170 g/m ² COLORS: 5 PAGE: 50	REF: TSRRBODYLS LINE: REGULAR WEIGHT: 170 g/m ² COLORS: 5 PAGE: 50	REF: SBTSKID LINE: REGULAR/SUBLI WEIGHT: 150 g/m ² COLORS: 1 PAGE: 74-75	REF: TSRK150 LINE: REGULAR WEIGHT: 155 g/m ² COLORS: 50 PAGE: 54-55	REF: TSKTVL LINE: REGULAR WEIGHT: 170 g/m ² COLORS: 13 PAGE: 63	REF: TSKLTNG LINE: REGULAR WEIGHT: 155 g/m ² COLORS: 13 PAGE: 61
					
REF: TSRK150WLT LINE: REGULAR WEIGHT: 155 g/m ² COLORS: 1 PAGE: 70-71	REF: TSUKSEA LINE: REGULAR WEIGHT: 155 g/m ² COLORS: 1 PAGE: 62	REF: TSUKBSB LINE: REGULAR WEIGHT: 155 g/m ² COLORS: 5 PAGE: 62	REF: TSRK150LS LINE: REGULAR WEIGHT: 155-160 g/m ² COLORS: 12 PAGE: 58-59	REF: TSRKSTRAP LINE: REGULAR WEIGHT: 170 g/m ² COLORS: 6 PAGE: 60	REF: TSRK190 LINE: REGULAR WEIGHT: 180-185 g/m ² COLORS: 25 PAGE: 56-57
					
REF: SPORTKID LINE: SPORT WEIGHT: 130 g/m ² COLORS: 9 PAGE: 198					

ADULT



REF: JTSWCR
LINE: JT
WEIGHT: 260-265 g/m²
COLORS: 21
PAGE: 14

REF: JTSWKNG
LINE: JT
WEIGHT: 260-265 g/m²
COLORS: 21
PAGE: 15

REF: SWCR240
LINE: WINTER
WEIGHT: 235-240 g/m²
COLORS: 9
PAGE: 137

REF: SWKNG240
LINE: WINTER
WEIGHT: 235-240 g/m²
COLORS: 9
PAGE: 139

REF: SWUAHOOD240
LINE: WINTER
WEIGHT: 235-240 g/m²
COLORS: 9
PAGE: 141

REF: SWFUZIP240
LINE: WINTER
WEIGHT: 235-240 g/m²
COLORS: 6
PAGE: 142



REF: SWCRPEACH
LINE: WINTER
WEIGHT: 260 g/m²
COLORS: 5
PAGE: 145

REF: SWKNGPEACH
LINE: WINTER
WEIGHT: 260 g/m²
COLORS: 5
PAGE: 145

REF: SWRA290
LINE: WINTER
WEIGHT: 290 g/m²
COLORS: 80
PAGE: 114-115

REF: SWRARGL
LINE: WINTER
WEIGHT: 290 g/m²
COLORS: 10
PAGE: 120

REF: SWRAKNG
LINE: WINTER
WEIGHT: 290 g/m²
COLORS: 80
PAGE: 116-117

REF: SWRAZIP
LINE: WINTER
WEIGHT: 290 g/m²
COLORS: 11
PAGE: 121



REF: SWRAFUZIP
LINE: WINTER
WEIGHT: 290 g/m²
COLORS: 11
PAGE: 122

REF: SWUAHOOD
LINE: WINTER
WEIGHT: 290 g/m²
COLORS: 20
PAGE: 123

REF: SWKNG320
LINE: WINTER
WEIGHT: 320 g/m²
COLORS: 15
PAGE: 130-131

REF: SWKNGOVER
LINE: WINTER
WEIGHT: 320 g/m²
COLORS: 12
PAGE: 132-133

REF: SWRAECO
LINE: WINTER
WEIGHT: 275 g/m²
COLORS: 8
PAGE: 150-151

REF: SWKNGECO
LINE: WINTER
WEIGHT: 275 g/m²
COLORS: 8
PAGE: 152-153



REF: SWHOODECO
LINE: WINTER
WEIGHT: 275 g/m²
COLORS: 8
PAGE: 154

REF: SWCRL240
LINE: WINTER
WEIGHT: 235-240 g/m²
COLORS: 5
PAGE: 136

REF: SWULKNG240
LINE: WINTER
WEIGHT: 235-240 g/m²
COLORS: 5
PAGE: 138

REF: SWULHOOD240
LINE: WINTER
WEIGHT: 235-240 g/m²
COLORS: 5
PAGE: 140

REF: SWULKNG
LINE: WINTER
WEIGHT: 290 g/m²
COLORS: 19
PAGE: 118

REF: SWULCROP
LINE: WINTER
WEIGHT: 290 g/m²
COLORS: 4
PAGE: 129

LADY

BABY / KIDS



REF: SWRBSUIT
LINE: WINTER
WEIGHT: 260 g/m²
COLORS: 5
PAGE: 146

REF: SWRBHOOD
LINE: WINTER
WEIGHT: 260 g/m²
COLORS: 6
PAGE: 147

REF: SWRK240
LINE: WINTER
WEIGHT: 235-240 g/m²
COLORS: 4
PAGE: 136

REF: SWRKKNG240
LINE: WINTER
WEIGHT: 235-240 g/m²
COLORS: 4
PAGE: 138

REF: SWRKHOOD240
LINE: WINTER
WEIGHT: 235-240 g/m²
COLORS: 3
PAGE: 140

REF: SWRKFUZIP240
LINE: WINTER
WEIGHT: 235-240 g/m²
COLORS: 3
PAGE: 142



REF: SWRKECO
LINE: WINTER
WEIGHT: 275 g/m²
COLORS: 8
PAGE: 150-151

REF: SWKNGKECO
LINE: WINTER
WEIGHT: 275 g/m²
COLORS: 8
PAGE: 152-153

REF: SWRK290
LINE: WINTER
WEIGHT: 290 g/m²
COLORS: 21
PAGE: 118

REF: SWRKKNG
LINE: WINTER
WEIGHT: 290 g/m²
COLORS: 23
PAGE: 119

REF: SWRKHOOD
LINE: WINTER
WEIGHT: 290 g/m²
COLORS: 12
PAGE: 124-125

REF: SWRKFUZIP
LINE: WINTER
WEIGHT: 290 g/m²
COLORS: 8
PAGE: 124-125

ADULT



REF: JTPOLO
LINE: JT
COLORS: 10
PAGE: 12



REF: PORA210
LINE: REGULAR
WEIGHT: 210 g/m²
COLORS: 44
PAGE: 38-39



REF: PORA210 (WASH)
LINE: REGULAR
WEIGHT: 210 g/m²
COLORS: 5
PAGE: 40



REF: PORA210 (CONTRAST)
LINE: REGULAR
WEIGHT: 210 g/m²
COLORS: 14
PAGE: 41



REF: PORA210LS
LINE: REGULAR
WEIGHT: 210 g/m²
COLORS: 17
PAGE: 47



REF: PORA240
LINE: REGULAR
WEIGHT: 240 g/m²
COLORS: 15
PAGE: 42-43

n



REF: PORA210WK
LINE: WORKWEAR
WEIGHT: 210 g/m²
COLORS: 10
PAGE: 84-85



REF: SPORTPIQUE
LINE: SPORT
WEIGHT: 150-160 g/m²
COLORS: 8
PAGE: 202-203



REF: SPHEAVYMEN
LINE: SPORT
WEIGHT: 200-210 g/m²
COLORS: 7
PAGE: 205

LADY



REF: POPL200
LINE: REGULAR
WEIGHT: 200 g/m²
COLORS: 34
PAGE: 44-45



REF: POPL200 (CONTRAST)
LINE: REGULAR
WEIGHT: 200 g/m²
COLORS: 4
PAGE: 44



REF: POPL200LS
LINE: REGULAR
WEIGHT: 200 g/m²
COLORS: 10
PAGE: 46

KIDS



REF: CURVSPOLO
LINE: REGULAR
WEIGHT: 200 g/m²
COLORS: 7
PAGE: 72



REF: POPL200WK
LINE: WORKWEAR
WEIGHT: 210 g/m²
COLORS: 10
PAGE: 84-85



REF: SPORTPLADY
LINE: SPORT
WEIGHT: 150-160 g/m²
COLORS: 7
PAGE: 202-203



REF: SPHEAVYLDY
LINE: SPORT
WEIGHT: 200-210 g/m²
COLORS: 7
PAGE: 204



REF: PKID210
LINE: REGULAR
WEIGHT: 210 g/m²
COLORS: 23
PAGE: 64-65



REF: PKID210 (CONTRAST)
LINE: REGULAR
WEIGHT: 210 g/m²
COLORS: 6
PAGE: 64



REF: PKID210SCH
LINE: REGULAR
WEIGHT: 210 g/m²
COLORS: 6
PAGE: 66-67



REF: PKID210LS
LINE: REGULAR
WEIGHT: 210 g/m²
COLORS: 9
PAGE: 66



REF: SPORTPKID
LINE: SPORT
WEIGHT: 150-160 g/m²
COLORS: 4
PAGE: 202-203

ADULT

MAN



REF: WKOPORTO
LINE: WORKWEAR
WEIGHT: 170 g/m²
COLORS: 3
PAGE: 80-81



REF: SHAOSLO
LINE: WORKWEAR
COLORS: 2
PAGE: 86-87



REF: SHAOSLOSS
LINE: WORKWEAR
COLORS: 2
PAGE: 86-87



REF: SHAPEKIN
LINE: WORKWEAR
COLORS: 2
PAGE: 88-89



REF: SHAPEKINSS
LINE: WORKWEAR
COLORS: 2
PAGE: 88



REF: SHAOXF
LINE: WORKWEAR
COLORS: 8
PAGE: 90



REF: SHAOXFSS
LINE: WORKWEAR
COLORS: 4
PAGE: 90-91



REF: SHAPOP
LINE: WORKWEAR
COLORS: 7
PAGE: 92-93



REF: SHAPOSS
LINE: WORKWEAR
COLORS: 6
PAGE: 92



REF: SHAMILAN
LINE: WORKWEAR
COLORS: 1
PAGE: 94



REF: SHABERLIN
LINE: WORKWEAR
COLORS: 1
PAGE: 94



REF: SHALONDON
LINE: WORKWEAR
COLORS: 1
PAGE: 95



REF: SHAMONACO
LINE: WORKWEAR
COLORS: 1
PAGE: 95



REF: SHATEXAS
LINE: WORKWEAR
COLORS: 1
PAGE: 96-97



REF: SHATULUM
LINE: WORKWEAR
COLORS: 5
PAGE: 98



REF: SHAMAHON
LINE: WORKWEAR
COLORS: 5
PAGE: 99



REF: SHLOSLO
LINE: WORKWEAR
COLORS: 2
PAGE: 86-87



REF: SHLOSLOSS
LINE: WORKWEAR
COLORS: 2
PAGE: 86

LADY



REF: SHLPEKIN
LINE: WORKWEAR
COLORS: 2
PAGE: 88



REF: SHLPEKINSS
LINE: WORKWEAR
COLORS: 2
PAGE: 88-89



REF: SHLOXF
LINE: WORKWEAR
COLORS: 8
PAGE: 90-91



REF: SHLOXFSS
LINE: WORKWEAR
COLORS: 4
PAGE: 90



REF: SHLPOP
LINE: WORKWEAR
COLORS: 7
PAGE: 92



REF: SHLPOPS
LINE: WORKWEAR
COLORS: 6
PAGE: 92-93



REF: SHLTEXAS
LINE: WORKWEAR
COLORS: 1
PAGE: 96

DIRECTORY OF TROUSERS / SWEATERS / UNDERWEAR

ADULT



REF: WKLSBON
LINE: WORKWEAR
WEIGHT: 170 g/m²
COLORS: 3
PAGE: 80-81



REF: SWPANTS240
LINE: WINTER
WEIGHT: 235-240 g/m²
COLORS: 6
PAGE: 143



REF: SWPANTSCFF
LINE: WINTER
WEIGHT: 290 g/m²
COLORS: 12
PAGE: 128

MAN



REF: WKDUBAI
LINE: WORKWEAR
WEIGHT: 250 g/m²
COLORS: 3
PAGE: 102-103



REF: WKARIZONA
LINE: WORKWEAR
WEIGHT: 280 g/m²
COLORS: 4
PAGE: 100-101



REF: WKTOKYO
LINE: WORKWEAR
WEIGHT: 280 g/m²
COLORS: 3
PAGE: 104-105



REF: WKDUBLIN
LINE: WORKWEAR
WEIGHT: 280 g/m²
COLORS: 3
PAGE: 106-107



REF: WKCHESTER
LINE: WORKWEAR
WEIGHT: 280 g/m²
COLORS: 4
PAGE: 109



REF: SWPANTSM
LINE: WINTER
WEIGHT: 290 g/m²
COLORS: 3
PAGE: 126

LADY



REF: SWSHORTSM
LINE: WINTER
WEIGHT: 290 g/m²
COLORS: 3
PAGE: 126



REF: WKDUBAIL
LINE: WORKWEAR
WEIGHT: 250 g/m²
COLORS: 3
PAGE: 102-103



REF: WKARIZONAL
LINE: WORKWEAR
WEIGHT: 280 g/m²
COLORS: 4
PAGE: 100-101



REF: WKTOKYOL
LINE: WORKWEAR
WEIGHT: 280 g/m²
COLORS: 3
PAGE: 104-105



REF: WKDUBLINL
LINE: WORKWEAR
WEIGHT: 280 g/m²
COLORS: 3
PAGE: 106-107



REF: WKLARISA
LINE: WORKWEAR
WEIGHT: 280 g/m²
COLORS: 4
PAGE: 108



REF: SWPANTSL
LINE: WINTER
WEIGHT: 290 g/m²
COLORS: 3
PAGE: 127



REF: SPLEGGINSL
LINE: SPORT
WEIGHT: 180 g/m²
COLORS: 3
PAGE: 207



REF: SWPANTSB
LINE: WINTER
WEIGHT: 260 g/m²
COLORS: 6
PAGE: 147

BABY / KIDS



REF: WKTOKYOK
LINE: REGULAR
WEIGHT: 280 g/m²
COLORS: 3
PAGE: 68-69



REF: SWPANTSK240
LINE: WINTER
WEIGHT: 235-240 g/m²
COLORS: 6
PAGE: 144



REF: SWPANTSK
LINE: WINTER
WEIGHT: 290 g/m²
COLORS: 6
PAGE: 127

MAN



REF: WKBOSTON
LINE: WORKWEAR
WEIGHT: 300 g/m²
COLORS: 5
PAGE: 110-111



REF: WKBOSTONL
LINE: WORKWEAR
WEIGHT: 300 g/m²
COLORS: 6
PAGE: 110-111



REF: WKBOSTONK
LINE: REGULAR
WEIGHT: 300 g/m²
COLORS: 4
PAGE: 69

LADY



REF: UNBOXER
LINE: UNDERWEAR
WEIGHT: 160 g/m²
COLORS: 3
PAGE: 212-213



REF: UNMIDWAY
LINE: UNDERWEAR
WEIGHT: 160 g/m²
COLORS: 3
PAGE: 212



REF: UNSLIP
LINE: UNDERWEAR
WEIGHT: 160 g/m²
COLORS: 3
PAGE: 212

MAN



REF: UNBRIEFS
LINE: UNDERWEAR
WEIGHT: 160 g/m²
COLORS: 3
PAGE: 211



REF: UNTHONG
LINE: UNDERWEAR
WEIGHT: 160 g/m²
COLORS: 3
PAGE: 211

LADY

DIRECTORY OF FLEECE LININGS / APRONS / GOWNS

ADULT



REF: MICFLEMAN
LINE: WINTER
WEIGHT: 140 g/m²
COLORS: 5
PAGE: 159



REF: FLRA300
LINE: WINTER
WEIGHT: 300 g/m²
COLORS: 18
PAGE: 156-157



REF: FLRA340
LINE: WINTER
WEIGHT: 340 g/m²
COLORS: 8
PAGE: 160-161

LADY



REF: MICFELADY
LINE: WINTER
WEIGHT: 140 g/m²
COLORS: 6
PAGE: 158



REF: FLRL300
LINE: WINTER
WEIGHT: 300 g/m²
COLORS: 18
PAGE: 156-157



REF: FLRK300
LINE: WINTER
WEIGHT: 300 g/m²
COLORS: 9
PAGE: 156-157



REF: JTSOFTJACK
LINE: JT
WEIGHT: 270 g/m²
COLORS: 10
PAGE: 16



REF: JTSOFTVEST
LINE: JT
WEIGHT: 270 g/m²
COLORS: 10
PAGE: 16-17



REF: RAINCOAT
LINE: WINTER
WEIGHT: 115 g/m²
COLORS: 6
PAGE: 169



REF: PADJACKET
LINE: WINTER
WEIGHT: 280 g/m²
COLORS: 5
PAGE: 166-167



REF: PADVEST
LINE: WINTER
WEIGHT: 280 g/m²
COLORS: 5
PAGE: 168



REF: SOFTJACK
LINE: WINTER
WEIGHT: 300 g/m²
COLORS: 7
PAGE: 162-163



REF: SOFTVEST
LINE: WINTER
WEIGHT: 300 g/m²
COLORS: 7
PAGE: 164



REF: SOFTHOOD
LINE: WINTER
WEIGHT: 300 g/m²
COLORS: 3
PAGE: 165



REF: SOFTJACKL
LINE: WINTER
WEIGHT: 300 g/m²
COLORS: 7
PAGE: 162-163

LADY



REF: SOFTHOODL
LINE: WINTER
WEIGHT: 300 g/m²
COLORS: 3
PAGE: 164



REF: SOFTJACKID
LINE: WINTER
WEIGHT: 300 g/m²
COLORS: 6
PAGE: 162-163



REF: WKPARIS
LINE: WORKWEAR
WEIGHT: 180 g/m²
COLORS: 10
PAGE: 79



REF: WKVENICE
LINE: WORKWEAR
WEIGHT: 180 g/m²
COLORS: 3
PAGE: 78



REF: WKVIENNA
LINE: WORKWEAR
WEIGHT: 180 g/m²
COLORS: 7
PAGE: 78

KIDS



REF: WKPARISK
LINE: REGULAR
WEIGHT: 180 g/m²
COLORS: 6
PAGE: 68-69



REF: WKROME
LINE: WORKWEAR
WEIGHT: 190 g/m²
COLORS: 3
PAGE: 82-83

LADY



REF: WKROMEL
LINE: WORKWEAR
WEIGHT: 190 g/m²
COLORS: 3
PAGE: 82-83



WE CREATE
CUSTOM GARMENTS



WE MANUFACTURE
YOUR CLOTHING BRAND



WE PROVIDE UNIFORMS
FOR COMPANIES



WE DESIGN, CUSTOMISE AND
PRODUCE

At **JHK** we bring your tailor-made textile projects to life.

We create customised garments to give visibility to your brand, we provide companies with professional solutions adapted to each sector, and we manufacture your clothing brand with the highest quality standards.

We accompany you throughout the entire process to deliver garments that stand out for their design, durability, and corporate image.

SPECIAL PRODUCTION





Sokoldalú. Egyedi.

LAURUS 2000 Kft.

1147 Budapest, Kerékgyártó u. 112.

www.laurus-reklamajandek.hu